

REMCO

I N D U S T R I E S

RV PUMPING SOLUTIONS

Tested. Certified. Trusted.



**PROFESSIONAL
GRADE**

REMCO

I N D U S T R I E S

THE REMCO FAMILY OF PUMPS ARE ALWAYS READY TO PERFORM.

Successfully sourcing quality fluid handling equipment is no longer impossible. Industry professionals choose Remco™ first because of our commitment to pro-level quality, engineering, and customer service.

Field proven means exactly that.

Every component of every Remco™ product has earned its pedigree through relentless field use and refinement.

Remco™ takes nothing for granted. Every product is tested at the factory to ensure it meets our rigorous standards of quality and performance.

Our pumps are American made—a defining characteristic that speaks for itself.

Remco™ Professional Grade quality starts with our engineers' vision to produce fluid handling equipment that excels in performance and reliability, and surpasses the end user's expectations.

RV, Agricultural, Industrial, Filtration or Custom, the Remco™ mission succeeds only when our customers' mission succeeds. Our products are setting new industry standards, and so is the Remco™ commitment to customer service and satisfaction.





Remco.

Committed to delivering professional grade pump solutions.

The Remco line of products represents our enduring commitment to deliver exceptional products that power our customers' success.

The Remco approach to solving your pump challenges starts with a deep understanding of the demands our customers face every day in the shop and in the field.

A powerful vision that guides our promise to deliver excellence, the Remco line of professional grade pumps represent the quality and principles upon which we continually judge ourselves, our products and our customers' continued success.

This is the Remco commitment to pumping excellence.

REMCO

I N D U S T R I E S

POWER RV

SERIES

REMCO™ DELIVERS THE MOST COMPLETE LINE UP OF RV PUMP SOLUTIONS WITH "POWER RV™"

If you're looking for pro-level RV pumping solutions, then PowerRV™ is your next stop. The Remco™ PowerRV™ Series provides a solution for every RV fluid pumping challenge, from potable water to gray and black water. Rugged, powerful and field tested, the dependable PowerRV™ series will deliver just like home performance every time, season after season.



Aquajet®
Pg 6-7



Rebel
Pg 8-9



3200
Pg 10



2200
Pg 11



Macerator 01
Pg 14



Macerator 02
Pg 15



Parts and Accessories

GENUINE REMCO PARTS AND ACCESSORIES.

Engineered specifically for Remco™ pumps, our complete line of accessories and fittings are manufactured to the highest standards. Including filters, accumulators and water transfer solutions, we have a variety of products for all your pumping needs.



**Accumulators
Pg 12**



**Water Transfer
Solutions
Pg 13**



**Fittings
Pg 16**



**Filters
Pg 16**



**PROFESSIONAL
GRADE**

Aquajet

POWERRV
SERIES

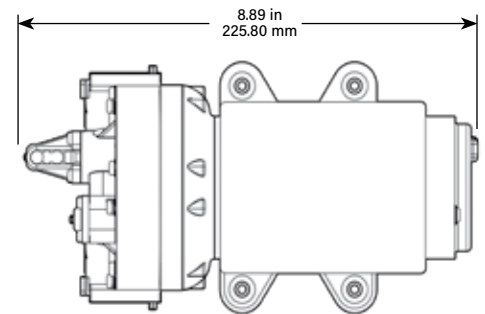
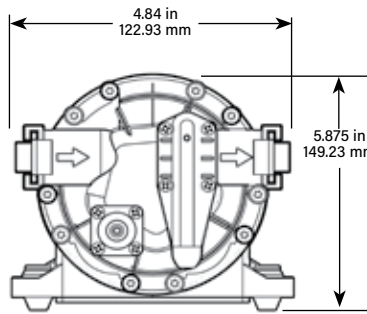


The PowerRV™ Aquajet® - variable speed, low noise, and steady performance.

Typical Applications: * RV and Coach Water Pumps * Ag Water Pumps * Transfer Pumps

AQUAJET® VARIABLE SPEED

-  Made in the USA
-  Smoother flows without rapid cycling
-  Improved safety features
-  Greater flows higher pressures
-  Virtually silent operation



AQUAJET® SERIES PUMP PERFORMANCE

PSI	AQUAJET®-AES/OES			AQUAJET®-ARV/ORV			AQUAJET®-ARV 115 VAC		
	GPM	LPM	AMPS	GPM	LPM	AMPS	GPM	LPM	AMPS
OPEN	3.40	12.89	3.50	5.30	20.09	7.25	5.30	20.09	0.50
10	3.00	11.37	4.50	4.75	18.00	8.50	4.75	18.00	0.75
20	2.70	10.23	5.50	4.00	15.16	9.75	4.00	15.16	1.00
30	2.30	8.72	6.50	3.25	12.32	10.00	3.25	12.32	1.25
40	2.00	7.58	6.50	2.50	9.48	10.00	2.50	9.48	1.50
50	1.60	6.06	6.50	2.25	8.53	10.00	2.25	8.53	1.50
60	1.25	4.74	6.50	1.75	6.63	10.00	1.75	6.63	1.50
70	1.00	3.79	6.50	1.50	5.69	10.00	1.50	5.69	1.50

PROFESSIONAL GRADE PUMPS

AQUAJET™ STANDARD PUMP CONFIGURATIONS

Item Number	GPM	Controls	PSI	Valves	Diaphragm	Ports	Voltage
3.4 GPM							
55AQUAJET-AES	• 3.4 GPM	VARIABLE SPEED	65	EPDM	SANTOPRENE	3/4" QUICK ATTACH	12 VDC
55AQUAJET-OES	3.4 GPM	VARIABLE SPEED	65	EPDM	SANTOPRENE	3/4" QUICK ATTACH	12 VDC
5.3 GPM							
55AQUAJET-ARV	• 5.3 GPM	VARIABLE SPEED	65	EPDM	SANTOPRENE	3/4" QUICK ATTACH	12 VDC
55AQUAJET-ORV	5.3 GPM	VARIABLE SPEED	65	EPDM	SANTOPRENE	3/4" QUICK ATTACH	12 VDC
24 VDC							
55AQUAJET-ARV24	• 5.3 GPM	VARIABLE SPEED	65	EPDM	SANTOPRENE	3/4" QUICK ATTACH	24 VDC
115 VAC							
55AQUAJET-WVS45-115	• 5.3 GPM	VARIABLE SPEED	65	EPDM	SANTOPRENE	3/4" QUICK ATTACH	115 VAC

- 3/4"QA x 1/2" MNPT Fittings included in box
Other configurations available, please consult factory

As variable speed technology is becoming increasingly popular throughout the RV industry, Remco™ remains committed to its continued product leadership. Our unmatched experience with both RV manufacturers and owners has enabled us to provide "the best RV pumps in the world."

QTS-556 Fitting



PUMP INFORMATION



Type

5 chamber variable speed diaphragm pump, self priming, capable of being run dry

Certifications

NSF, CSA

Liquid Temperature

140°F (60°C) Max.

Priming Capabilities

AES: 10 feet (3 m)

ARV: 13 feet (4 m)

Inlet/Outlet Ports

3/4" Quick Attach

Weight

8 lbs (3.6 kg)

MOTOR INFORMATION



Leads

14 AWG, 12" long

Temperature Limits

If the heat rises above 185°F (85°C), an auto reset thermal protector will shut down the system, allowing the components to cool.

Low Voltage Shut-off



Rebel

**FLO
IQ**
INSIDE.



The PowerRV™ Rebel—delivering a new level of pumping performance.

Typical Applications * RV & Coach * Water Pumps * Water Treatment/RO * General Industrial * Alternative Energy/Solar



Made in the USA



Motor Options



Sealed motor

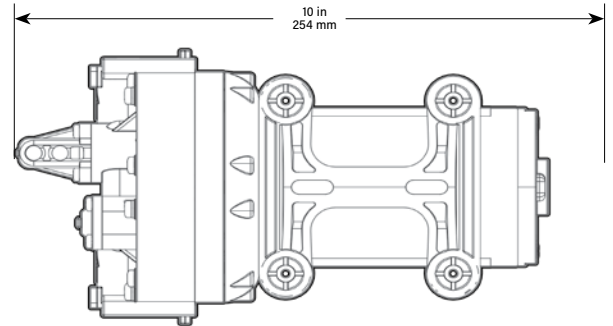
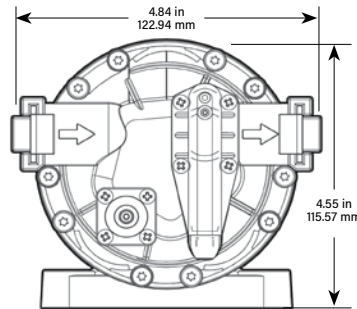


Professional grade



Heavier wire for low amp draw

12V PUMP DIMENSIONS



PERFORMANCE REBEL SERIES

PSI	53REBEL			54REBEL			55REBEL		
	GPM	LPM	AMPS	GPM	LPM	AMPS	GPM	LPM	AMPS
OPEN	3.10	11.75	4.00	4.55	17.24	7.50	5.30	20.09	8.00
10	2.80	10.61	5.00	4.10	15.54	8.50	5.11	19.37	9.50
20	2.30	8.72	6.00	3.75	14.21	9.50	4.75	18.00	11.00
30	2.10	7.96	7.00	3.40	12.89	11.00	4.30	16.30	13.00
40	1.90	7.20	8.00	3.05	11.56	12.00	3.85	14.59	14.00
50	1.65	6.25	8.50	2.75	10.42	13.00	3.40	12.89	15.00
60	1.45	5.50	9.50	2.45	9.29	13.50	3.00	11.37	15.00

**FLO
IQ**
INSIDE.

PROFESSIONAL GRADE PUMPS

REBEL STANDARD PUMP CONFIGURATIONS

Item Number	GPM	Controls	PSI	Valves	Diaphragm	Ports	Voltage
JRV PUMPS							
53REBEL-JRV	•• 3.0 GPM	Dual	60	EPDM	SANTOPRENE	3/4" QUICK ATTACH	12 VDC
54REBEL-JRV	•• 4.0 GPM	Dual	60	EPDM	SANTOPRENE	3/4" QUICK ATTACH	12 VDC
55REBEL-JRV	•• 5.3 GPM	Dual	60	EPDM	SANTOPRENE	3/4" QUICK ATTACH	12 VDC
55REBEL-65C	•• 5.3 GPM	Dual	60	EPDM	SANTOPRENE	3/4" QUICK ATTACH	115 VAC
ORV PUMPS - No fuse							
53REBEL-ORV	• 3.0 GPM	Dual	60	EPDM	SANTOPRENE	3/4" QUICK ATTACH	12 VDC
54REBEL-ORV	• 4.0 GPM	Dual	60	EPDM	SANTOPRENE	3/4" QUICK ATTACH	12 VDC
55REBEL-ORV	• 5.3 GPM	Dual	60	EPDM	SANTOPRENE	3/4" QUICK ATTACH	12 VDC

• Retail Packaging • Other Voltages Available

Engineered to withstand the most rigorous and punishing duty cycles, the PowerRV™ Rebel Series Pump is a top-line performer. We make this claim because we use the highest quality American Made pump components, and back it up with support for only one mission: yours. What makes this pump special is Remco's™ ability to offer custom configurations that precisely match your industrial and commercial needs.



PUMP INFORMATION

Voltage

12VDC or 115VAC

Flow Rate

53REBEL - 3.0 GPM / 12 LPM
54REBEL - 4.0 GPM / 15 LPM
55REBEL - 5.3 GPM / 20 LPM

Certifications

54REBEL-JRV - NSF, CSA



Amps

15 Max

Max Pressure

60 PSI Shutoff

Inlet/Outlet Ports

3/4" NPT or Quick Attach

Weight

All models: 8 lbs (3.62 kg)

MOTOR INFORMATION



Leads

14 awg, 7" long
2-Pin mold connector or
custom connection

Temperature Limits

Motor is not equipped with thermal protection. For user safety, optimal performance, and maximum motor life, the motor surface temperature should not exceed 180°F (82°C)

PUMP INFORMATION



Type
3 chamber diaphragm pump,
self priming, capable of being
run dry

Certifications

NSF, CSA



Pressure Control

Demand

Liquid Temperature

140°F (60°C) Max.

Priming Capabilities

10 feet (3 m)

Max Pressure

100 PSI (6.9 bar)

Inlet/Outlet Ports

3/4" Quick Attach

Weight

5 lbs (2.3 kg)

MOTOR INFORMATION



Leads

18 AWG, 7" long with 2-Pin
or custom connection

Temperature Limits

For user safety, optimal
performance, and maximum
motor life, the motor surface
temperature should not exceed
180°F (82°C)

Smoother flows without rapid
cycling

Improved safety features

Greater flows higher pressures

Virtually silent operation

3200

POWERRV
SERIES



The PowerRV™ 3200- your
new favorite automatic
demand RV water pump.

Typical Applications: • Agricultural Spraying • General Industrial

3200 SERIES PUMP CONFIGURATIONS

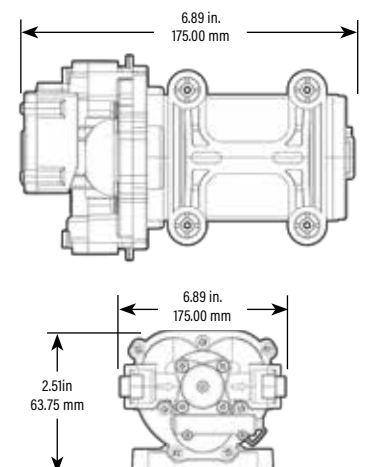
Item	GPM	Controls	PSI	Valves	Diaphragm	Ports	Voltage
3200 STANDARD							
3214-1C4-82L	3.2 GPM	DEMAND	45	EPDM	SANTOPRENE	3/4" QUICK ATTACH	12VDC
24 VDC							
3214-1C4-731A	3.2GPM	DEMAND	45	EPDM	SANTOPRENE	3/4" QUICK ATTACH	24 VDC
115 VAC							
3214-1C4-52C-B	3.2 GPM	DEMAND	45	EPDM	SANTOPRENE	3/4" QUICK ATTACH	115 VAC

Other configurations available, please consult factory

3200 SERIES PUMP PERFORMANCE

3200 Series			
PSI	GPM	LPM	AMPS
OPEN	3.20	12.11	4.10
10	2.90	10.98	5.30
20	2.60	9.84	6.20
30	2.40	9.08	7.30
40	2.10	7.95	8.10
50	1.90	7.19	8.80
60	1.70	6.44	9.50
70	1.50	5.68	10.00
80	1.30	4.92	10.30

Actual performance may vary based on pump configuration.



PROFESSIONAL GRADE PUMPS

2200

Economy Plus+ SERIES



The Economy Plus 2200-
proves that big things
come in small packages.

Typical Applications: • Water Treatment/RO • Beverage/Food service • Distillation Equipment • Agricultural Spraying
• General Industrial • Automotive

2200 STANDARD PUMP CONFIGURATIONS

Item	GPM	Controls	PSI	Diaphragm	Ports	Voltage
1.0 GPM						
2240-1B1-10E	1.0GPM	DEMAND	40	SANTOPRENE	3/8"HB	12 VDC

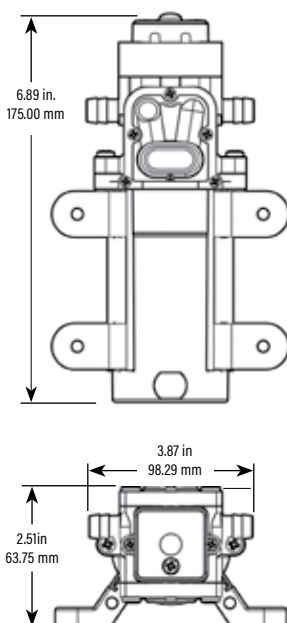
Other configurations available, please consult factory



2200 SERIES PUMP PERFORMANCE

2200 Series			
PSI	GPM	LPM	AMPS
OPEN	1.00	3.79	1.75
10	0.85	3.22	2.00
20	0.75	2.84	2.25
30	0.65	2.46	2.50
40	0.60	2.27	3.00

Actual performance may vary based on pump configuration.



PUMP INFORMATION



- Type**
2 chamber diaphragm pump, self priming, capable of being run dry
- Mode**
Demand
- Liquid Temperature**
110°F (43°C)
- Priming Capabilities**
4 feet (1.2 m) suction lift
- Max Pressure**
40 PSI (2.8 bar)
- Weight**
2.0 lbs (1.0 kg)
- Inlet/Outlet Ports**
3/8" hose barb

MOTOR INFORMATION



- Leads**
18 AWG, 4.5" long with 2-Pin connector
- Duty Cycle**
Intermittent

- Compact design
- Heavy-duty demand switch
- Can run dry
- Quiet operation
- Industry standard mount pattern

ACCUMULATOR INFORMATION

Certifications

NSF & CSA Listed



Liquid Temperature

140°F (60°C) Max.

Precharge Pressure

20 PSI (1.38 bar)

Max Pressure

125 PSI (8.5 bar)

Inlet/Outlet Ports

1/2" Male NPT
3/8" John Guest

Weight

8 lbs (3.6 kg)



Dampens pump switch cycling / pulsations



Limits harmful spikes / water hammer



Minimizes hydraulic noise



CSA Listed



NSF food grade materials

Accumulator Tank / Pulsation Dampener

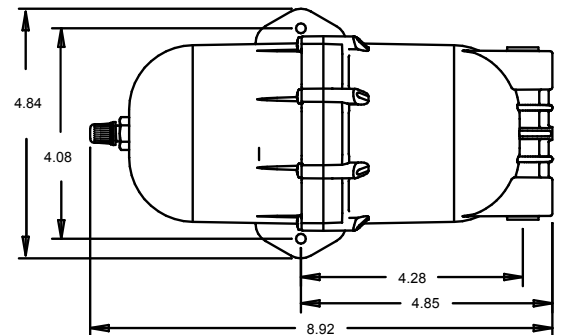
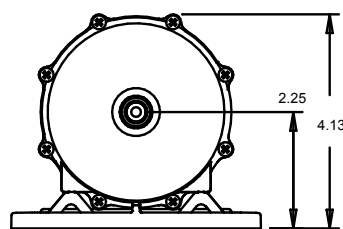


ACCUMULATOR STANDARD PUMP CONFIGURATIONS

ITEM NUMBER	PORTS	DIMENSIONS	TOTAL VOLUME	MAX PSI
RACT-820-NPT	1/2" MALE NPT	8.92" X 4.8" X 4.13"	27 OZ/820 ML	125 PSI/8.5 BAR
RACT-820-JG	3/8" JOHN GUEST	8.92" X 4.8" X 4.13"	27 OZ/820 ML	125 PSI/8.5 BAR



ACCUMULATOR TANK / PULSATION DAMPENER



Water Transfer Solutions



Fast water delivery, transfer or transportation at 3-5 gallons / minute.

Typical Applications: • Water Treatment/RO • Agricultural Spraying • General Industrial • Automotive • RV Water Pumps

ONTARIO-WTSO-01

12V WATER PUMP 2.5 GPM

- HEAVY DUTY CASE
- RUN DRY WITHOUT DAMAGE
- ON-DEMAND PRESSURE SWITCH
- STANDARD GARDEN HOSE CONNECTIONS
- FILL RV & BOAT FRESH WATER TANKS QUICK
- LIGHT WEIGHT - ONLY 8 LBS
- 15' CABLE, BATTERY CLIPS INCLUDED

HURON-WTSH-01

12V WATER PUMP 4.0 GPM

- LIGHTWEIGHT - ONLY 11 LBS
- 15' CABLE, BATTERY CLIPS INCLUDED
- ON-DEMAND PRESSURE SWITCH
- PUMP WATER INTO RV & MAIN HOLDING TANKS, STOCK TANKS, OUT OF BASEMENTS, HOT TUBS, ANYWHERE WATER NEEDS TO BE MOVED OR REMOVED

SUPERIOR-WTSS-01

12V POWER BLASTER 5.3 GPM

- SELF PRIMING INCLUDING AN INLET STRAINER
- RUN DRY WITH NO DAMAGE
- 80 PSI SHUT-OFF PRESSURE SWITCH
- SEALED SWITCH, SEALED EXTREME DUTY MOTOR
- 15' CABLE, BATTERY CLIPS INCLUDED



ACCESSORIES

ITEM NUMBER	DESCRIPTION
RHOK-01	Outlet Hose Kit Assembly, Red, 50 ft with single nozzle and storage bag
RHIK-01	Inlet Hose Kit Assembly, 5/8" x 8 ft with strainer
RHCK-01	Complete Hose Kit - Includes 1 ea RHIK-01, RHOK-01 and storage bag



Macerator 01



Gray and black water have met their match.

Typical Applications * RV * Industrial



316 Stainless "Four Blade" Cutter



Seamless Shell Design



Thermally Protected Motor



CE Approval



Do Not Run Dry



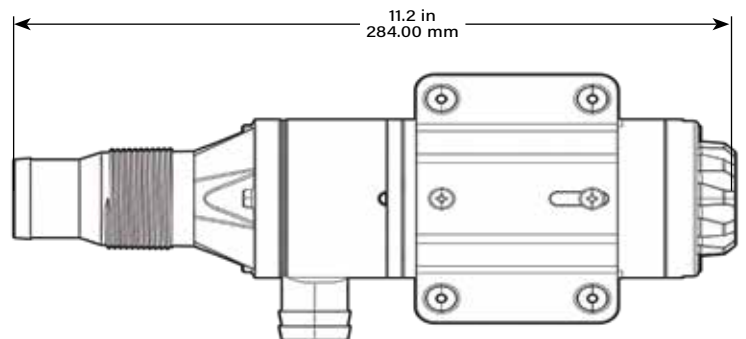
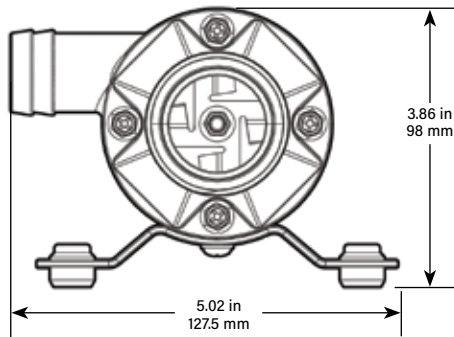
NEW Manual Override Feature

MACERATOR STANDARD PUMP CONFIGURATIONS

Item Number	GPM	Impeller	Ports	Lead	Voltage	AMPS
9910-01-12	12	Stainless Steel	1.5" Hose Barb/NPT	Yes	12 VDC	12
9910-01-24	12	Stainless Steel	1.5" Hose Barb/NPT	Yes	24 VDC	6



12V PUMP DIMENSIONS



DISCONTINUED



PUMP FITTINGS

PowerRV™ Quick Attach Fittings

Item Number	Size	Fitting Type	Material
FQ5S-38	3/4" QA x 3/8"	HB Straight Fitting w/ O-Ring	Poly
FQ5S-12	3/4" QA x 12"	HB Straight Fitting w/ O-Ring	Poly
FQ5S-34	3/4" QA x 3/4"	HB Straight Fitting w/ O-Ring	Poly
FQ5E-38	3/4" QA x 3/8"	HB Elbow Fitting w/ O-Ring	Poly
FQ5E-12	3/4" QA x 12"	HB Elbow Fitting w/ O-Ring	Poly
FQ5E-34	3/4" QA x 3/4"	HB Elbow Fitting w/ O-Ring	Poly
QTS-556	3/4" QA x 1/2"	MNPT Straight w/ O-Ring	Poly
FQ5ME-12	3/4" QA x 1/2"	MNPT Elbow w/ O-Ring	Poly



FQ5S-12 Fitting



FQ5E-12 Fitting



QTS-556 Fitting



FQ5ME-12 Fitting

PUMP FILTERS

Item Number	Inlet	Outlet	Mesh Size
MF-34F34M	3/4" Male Quick Attach	3/4" Female Quick Attach	50
R-309TB53	1/2" HB	3/4" Male Quick Attach	50
10546	1/2" MNPT	1/2" FNPT Inline Filter/Strainer	50
LS3338T	3/8" FNPT	3/8" FNPT	50
LS3338MT	3/8" MNPT	3/8" MNPT	50
LS3338B	3/8" Hose Barb	3/8" Hose Barb	50
25-181	3/4" Male QA	3/4" Female QA	40



MF-34F34M Filter



R-309TB53 Filter



10546 Filter



LS3338T Filter



LS3338MT Filter



LS3338B Filter



25-181 Filter



Standard Warranty

REMCO™ warrants its products to be free from defects in material and workmanship on all products sold by REMCO™ for resale or for use in purchasers' own business or original equipment manufacturer. Under normal use, maintenance and service (rental use excluded) the following terms apply:

For all REMCO™ products, the warranty will last for a period of one (1) year from date of manufacture, or one (1) year use with proof of purchase, with the exception of the Aquajet® pumps, which is two (2) years. REMCO's™ obligation under this warranty shall be limited to replacing or repairing, at REMCO's™ discretion, any such product or part which must be returned to REMCO's™ factory with a Return Material Authorization number (RMA), transportation charges approved by REMCO™ or prepaid, and which, upon examination, is found to REMCO's™ satisfaction to have been defective under the terms of this warranty. No credit will be allowed against future purchases for items returned as defective under the terms of REMCO's™ warranty. REMCO™ warrants all pump series to be free from material and workmanship defects (under normal use and service) for a period of one (1) year from the date of manufacture, or one (1) year use with proof of purchase, with the exception of the Aquajet® pumps, which is two (2) years. This warranty does not extend to any products which have been altered or modified outside the REMCO™ factory; to any products that have not been properly maintained; nor to units that are returned in an unassembled condition. Furthermore, the warranty does not extend to pumps that are non-compliant with REMCO's™ Engineering Standards. This includes, but is not limited to, pumps ordered without an integral pressure control mechanism. The warranty guarantees that products will perform to REMCO's™ flow and pressure specifications throughout the life of the warranty. The warranty does not cover wear, appearance, misuse, abuse, misapplication or external water damage. If the returned product is found not to be defective under the conditions of this warranty, a charge will be made for repair or replacement.

Brush wear may be limited to 1000 hours or less.

This is a Limited Warranty. It covers the product only and the extent of the coverage is limited to the cost of the product. As the manufacturer has no control over shipping, handling and installation, the warranty cannot cover water damage, or any other damage, caused by a leak or other malfunction.

THIS WARRANTY IS IN LIEU OF ALL WARRANTIES, EXPRESSED OR IMPLIED, INCLUDING IMPLIED WARRANTIES OR WARRANTIES OF MERCHANTABILITY AND/OR FITNESS FOR A PARTICULAR PURPOSE. NO PERSON IS AUTHORIZED TO GIVE ANY OTHER WARRANTY OR ASSUME OBLIGATION OR LIABILITY ON REMCO'S™ BEHALF. REMCO™ SHALL NOT BE LIABLE FOR ANY INDIRECT, INCIDENTAL, PUNITIVE OR CONSEQUENTIAL DAMAGES OF ANY KIND INCURRED BY THE REASON OF THE USE OR SALE OF ANY DEFECTIVE PRODUCT AND PART. THIS WARRANTY SHALL BE GOVERNED BY THE LAWS OF THE STATE OF MINNESOTA, WITH ANY DISPUTE OR CLAIM VENUED OR HEARD IN THE STATE OF MINNESOTA.

REMCOTM

Industries



4605 County Road 82 SE.
Alexandria, MN 56308
Phone: 763-253-4740
Toll Free: 1-800-228-2481
Fax: 763-253-4741
www.remcoindustries.com

© Copyright Remco Industries 2021. All rights reserved.
Remco_RV_2021

