

REMCO
INDUSTRIES™

**PRODUCT
CATALOG**



**PROFESSIONAL
GRADE™**

ABOUT REMCO	PG. 3 - 5
AGRICULTURAL / INDUSTRIAL PRODUCTS	PG. 6 - 21
3300 PUMP SERIES	PG. 6 - 7
3200 PUMP SERIES	PG. 8 - 9
5500 PUMP SERIES	PG. 10 - 11
FATBOY PUMP SERIES	PG. 12 - 13
SMOOTHFLO PUMP SERIES	PG. 14 - 15
2200 PUMP SERIES	PG. 16 - 17
CUSTOM PUMPS	PG. 18 - 19
2400 PUMP SERIES	PG. 20 - 21
POWER RV PRODUCTS	PG. 22 - 25
AQUAJET PUMP SERIES	PG. 22 - 23
REBEL PUMP SERIES	PG. 24 - 25
3200 RV PUMP SERIES	PG. 26 - 27
BATTERY SYSTEM	PG. 28
SPRAYER MANIFOLD	PG. 29
RATE CONTROLLERS	PG. 30
ACCUMULATOR	PG. 31
ACCESSORIES	PG. 32 - 33
REPLACEMENT PARTS	PG. 34 - 35



COMMITTED TO DELIVERING PROFESSIONAL GRADE PRODUCTS

Remco Professional Grade quality starts with our vision to produce fluid handling equipment that excels in performance and reliability, and surpasses the end user's expectations. Every component of every Remco product has earned its pedigree through relentless field use and refinement.

Remco takes nothing for granted. Every product is tested at the factory to ensure it meets our rigorous standards of quality and performance.

Industry professionals choose Remco first because of our commitment to pro-level quality, engineering and customer service.



OUR FAMILY OF PRODUCTS ARE ALWAYS READY TO PERFORM

The Remco line of products represents our enduring commitment to deliver exceptional products that power our customers' success. The Remco approach to solving your everyday challenges starts with a deep understanding of the demands our customers face every day in the shop and in the field.

A powerful vision that guides our promise to deliver excellence, the Remco line of professional grade products represent the quality and principles upon which we continually judge ourselves, our products and our customers' continued success.

This is the Remco commitment to excellence.

- Terry L. Rohloff, President

REMCO

Here at Remco, we take pride in our mission to provide each of our customers with Professional Grade products. Remco pumps are built using only the highest quality parts and components available; guaranteed to give you the best experience possible.

Our products are certified and ready for any fluid handling job you may have.

PRODUCT CERTIFICATIONS *(Certifications may vary on specific pumps)*





PROFESSIONAL GRADE

Remco pumps are built using only the highest quality parts and components available; guaranteed to give you the best experience possible.

POWER RV

The PowerRV series provides a solution for every RV fresh water challenge. If you are looking for high quality RV pumping solutions, then our line of PowerRV pumps is your next stop.

ECONOMY PLUS

Simple but highly versatile, the Economy Plus line of pumps is the perfect fit for a variety of fluid handling applications. The Economy Plus line is your best choice for affordable pumping performance.

SMOOTHFLO

Our line of SmoothFlo pumps are perfect for those that experience rapid switch cycling. The Remco SmoothFlo line of pumps are the best option for a smooth and efficient pumping experience.

FLO-IQ TECHNOLOGY

For those that are looking for a more refined experience, our FloIQ technology paired with a Professional Grade pump automatically maximizes flow under higher pressures.



Pressure Range
45 - 200 PSI

Open Flow Range
1.2 - 2.2 GPM

PROFESSIONAL GRADE PERFORMANCE

Agricultural & Industrial Spraying • Liquid Transfer • Dust Suppression
Automotive Fluid Exchange • Construction Equipment • Soft Washing

Capable of continuous heavy duty workloads, the Remco Professional Grade 3300 Series has built a reputation as a solid and reliable industrial performer. A completely sealed motorcase and excellent durability allow the 3300 Series to deliver consistent results every time.

PUMP FEATURES

- 100% Factory tested performance
- Capable of being run dry
- Completely sealed motor design
- Low heat and power consumption
- 3/8" FNPT or 3/4" quick attach ports
- Ultra-efficient design
- Superior vertical priming
- Multiple material options
- DC and AC voltage options

PUMP PERFORMANCE (Performance may vary)

3313 / 3323				3311 / 3321			
PSI	GPM	LPM	AMPS	PSI	GPM	LPM	AMPS
OPEN	2.20	8.34	3.50	OPEN	1.20	4.55	3.50
10	2.00	7.58	4.50	10	1.10	4.17	4.25
20	1.95	7.39	5.00	20	1.05	3.98	4.50
30	1.70	6.44	5.50	30	1.00	3.79	5.00
40	1.60	6.06	6.00	40	0.95	3.60	5.25
50	1.55	5.87	7.00	50	0.90	3.41	5.50
60	1.45	5.50	7.50	60	0.80	3.03	5.50
70	1.40	5.31	8.00	70	0.75	2.84	5.75
80	1.35	5.12	8.75	80	0.65	2.46	6.25
90	1.25	4.74	9.50	90	0.55	2.08	6.50
100	1.00	3.79	10.00	100	0.50	1.90	7.00



TECHNICAL INFORMATION

TYPE

3 chamber diaphragm pump. Self priming and capable of being run dry.

TEMPERATURE LIMITS

Motor is not equipped with thermal protection. For user safety, the motor surface should not exceed 180°F (82°C).

PRIMING CAPABILITIES

8ft (2.4m)

MAX PRESSURE

200 PSI (14 BAR)

LIQUID TEMPERATURE

140°F (60°C) Max

LEADS

14 AWG - 7" 2-pin connector or custom connection

PRESSURE CONTROL

Demand / Bypass
No Controls / Dual Controls

PUMP CONFIGURATIONS *(Contact us for additional configurations)*

3300 STANDARD

Item Number	Flow	Controls	Pressure	Valves	Diaphragm	Ports	Voltage
3311-1E1-82B	1.2 GPM (4.54 LPM)	DEMAND	60 PSI (4.14 BAR)	VITON	SANTOPRENE	3/4" QUICK ATTACH	12 VDC
3311-2E1-82B	1.2 GPM (4.54 LPM)	BYPASS	60 PSI (4.14 BAR)	VITON	SANTOPRENE	3/4" QUICK ATTACH	12 VDC
3313-1E1-82B	2.2 GPM (4.54 LPM)	DEMAND	60 PSI (4.14 BAR)	VITON	SANTOPRENE	3/4" QUICK ATTACH	12 VDC
3313-2E1-82B	2.2 GPM (4.54 LPM)	BYPASS	60 PSI (4.14 BAR)	VITON	SANTOPRENE	3/4" QUICK ATTACH	12 VDC
3321-1E1-82B	1.2 GPM (4.54 LPM)	DEMAND	60 PSI (4.14 BAR)	VITON	SANTOPRENE	3/8" FNPT	12 VDC
3321-2E1-82B	1.2 GPM (4.54 LPM)	BYPASS	60 PSI (4.14 BAR)	VITON	SANTOPRENE	3/8" FNPT	12 VDC
3323-1E1-82B	2.2 GPM (4.54 LPM)	DEMAND	60 PSI (4.14 BAR)	VITON	SANTOPRENE	3/8" FNPT	12 VDC
3323-2E1-82B	2.2 GPM (4.54 LPM)	BYPASS	60 PSI (4.14 BAR)	VITON	SANTOPRENE	3/8" FNPT	12 VDC

EXTREME DUTY

Item Number	Flow	Controls	Pressure	Valves	Diaphragm	Ports	Voltage
3311-1E3-82B	1.2 GPM (4.54 LPM)	DEMAND	60 PSI (4.14 BAR)	VITON	Geolast	3/4" QUICK ATTACH	12 VDC
3311-2E3-82B	1.2 GPM (4.54 LPM)	BYPASS	60 PSI (4.14 BAR)	VITON	Geolast	3/4" QUICK ATTACH	12 VDC
3313-1E3-82B	2.2 GPM (4.54 LPM)	DEMAND	60 PSI (4.14 BAR)	VITON	Geolast	3/4" QUICK ATTACH	12 VDC
3313-2E3-82B	2.2 GPM (4.54 LPM)	BYPASS	60 PSI (4.14 BAR)	VITON	Geolast	3/4" QUICK ATTACH	12 VDC
3321-1E3-82B	1.2 GPM (4.54 LPM)	DEMAND	60 PSI (4.14 BAR)	VITON	Geolast	3/8" FNPT	12 VDC
3321-2E3-82B	1.2 GPM (4.54 LPM)	BYPASS	60 PSI (4.14 BAR)	VITON	Geolast	3/8" FNPT	12 VDC
3323-1E3-82B	2.2 GPM (4.54 LPM)	DEMAND	60 PSI (4.14 BAR)	VITON	Geolast	3/8" FNPT	12 VDC
3323-2E3-82B	2.2 GPM (4.54 LPM)	BYPASS	60 PSI (4.14 BAR)	VITON	Geolast	3/8" FNPT	12 VDC

24 VDC

Item Number	Flow	Controls	Pressure	Valves	Diaphragm	Ports	Voltage
3311-1E1-73B	1.2 GPM (4.54 LPM)	DEMAND	60 PSI (4.14 BAR)	VITON	SANTOPRENE	3/4" QUICK ATTACH	24 VDC
3311-2E1-73B	1.2 GPM (4.54 LPM)	BYPASS	60 PSI (4.14 BAR)	VITON	SANTOPRENE	3/4" QUICK ATTACH	24 VDC
3313-1E1-73B	2.2 GPM (4.54 LPM)	DEMAND	60 PSI (4.14 BAR)	VITON	SANTOPRENE	3/4" QUICK ATTACH	24 VDC
3313-2E1-73B	2.2 GPM (4.54 LPM)	BYPASS	60 PSI (4.14 BAR)	VITON	SANTOPRENE	3/4" QUICK ATTACH	24 VDC
3321-1E1-73B	1.2 GPM (4.54 LPM)	DEMAND	60 PSI (4.14 BAR)	VITON	SANTOPRENE	3/8" FNPT	24 VDC
3321-2E1-73B	1.2 GPM (4.54 LPM)	BYPASS	60 PSI (4.14 BAR)	VITON	SANTOPRENE	3/8" FNPT	24 VDC
3323-1E1-73B	2.2 GPM (4.54 LPM)	DEMAND	60 PSI (4.14 BAR)	VITON	SANTOPRENE	3/8" FNPT	24 VDC
3323-2E1-73B	2.2 GPM (4.54 LPM)	BYPASS	60 PSI (4.14 BAR)	VITON	SANTOPRENE	3/8" FNPT	24 VDC

110/120 VAC

Item Number	Flow	Controls	Pressure	Valves	Diaphragm	Ports	Voltage
3311-1E1-52C	1.2 GPM (4.54 LPM)	DEMAND	60 PSI (4.14 BAR)	VITON	SANTOPRENE	3/4" QUICK ATTACH	110/120 VAC
3311-2E1-52C	1.2 GPM (4.54 LPM)	BYPASS	60 PSI (4.14 BAR)	VITON	SANTOPRENE	3/4" QUICK ATTACH	110/120 VAC
3313-1E1-52C	2.2 GPM (4.54 LPM)	DEMAND	60 PSI (4.14 BAR)	VITON	SANTOPRENE	3/4" QUICK ATTACH	110/120 VAC
3313-2E1-52C	2.2 GPM (4.54 LPM)	BYPASS	60 PSI (4.14 BAR)	VITON	SANTOPRENE	3/4" QUICK ATTACH	110/120 VAC
3321-1E1-52C	1.2 GPM (4.54 LPM)	DEMAND	60 PSI (4.14 BAR)	VITON	SANTOPRENE	3/8" FNPT	110/120 VAC
3321-2E1-52C	1.2 GPM (4.54 LPM)	BYPASS	60 PSI (4.14 BAR)	VITON	SANTOPRENE	3/8" FNPT	110/120 VAC
3323-1E1-52C	2.2 GPM (4.54 LPM)	DEMAND	60 PSI (4.14 BAR)	VITON	SANTOPRENE	3/8" FNPT	110/120 VAC
3323-2E1-52C	2.2 GPM (4.54 LPM)	BYPASS	60 PSI (4.14 BAR)	VITON	SANTOPRENE	3/8" FNPT	110/120 VAC

HIGH PRESSURE

Item Number	Flow	Controls	Pressure	Valves	Diaphragm	Ports	Voltage
3313-1I1-63B	2.2 GPM (4.54 LPM)	DEMAND	100 PSI (6.9 BAR)	VITON	SANTOPRENE	3/4" QUICK ATTACH	12 VDC
3313-2I1-63B	2.2 GPM (4.54 LPM)	BYPASS	100 PSI (6.9 BAR)	VITON	SANTOPRENE	3/4" QUICK ATTACH	12 VDC
3323-1I1-63B	2.2 GPM (4.54 LPM)	DEMAND	100 PSI (6.9 BAR)	VITON	SANTOPRENE	3/8" FNPT	12 VDC
3323-2I1-63B	2.2 GPM (4.54 LPM)	BYPASS	100 PSI (6.9 BAR)	VITON	SANTOPRENE	3/8" FNPT	12 VDC
3313-1K1-63B	2.2 GPM (4.54 LPM)	DEMAND	150 PSI (10.3 BAR)	VITON	SANTOPRENE	3/4" QUICK ATTACH	12 VDC
3313-2K1-63B	2.2 GPM (4.54 LPM)	BYPASS	150 PSI (10.3 BAR)	VITON	SANTOPRENE	3/4" QUICK ATTACH	12 VDC
3323-1K1-63B	2.2 GPM (4.54 LPM)	DEMAND	150 PSI (10.3 BAR)	VITON	SANTOPRENE	3/8" FNPT	12 VDC
3323-2K1-63B	2.2 GPM (4.54 LPM)	BYPASS	150 PSI (10.3 BAR)	VITON	SANTOPRENE	3/8" FNPT	12 VDC
3313-1L1-63B	2.2 GPM (4.54 LPM)	DEMAND	200 PSI (13.8 BAR)	VITON	SANTOPRENE	3/4" QUICK ATTACH	12 VDC
3313-2L1-63B	2.2 GPM (4.54 LPM)	BYPASS	200 PSI (13.8 BAR)	VITON	SANTOPRENE	3/4" QUICK ATTACH	12 VDC
3323-1L1-63B	2.2 GPM (4.54 LPM)	DEMAND	200 PSI (13.8 BAR)	VITON	SANTOPRENE	3/8" FNPT	12 VDC
3323-2L1-63B	2.2 GPM (4.54 LPM)	BYPASS	200 PSI (13.8 BAR)	VITON	SANTOPRENE	3/8" FNPT	12 VDC





Pressure Range
45 - 100 PSI

Open Flow Range
3.5 - 4.5 GPM

PROFESSIONAL GRADE PERFORMANCE

*Agricultural / Industrial Chemical Spraying • Liquid Transfer
Construction Equipment • Dust Suppression • De-Icing*

Capable of continuous heavy duty workloads, the Remco Professional Grade 3200 series has proven itself as an industry leader in spraying efficiency and reliability. Featuring a compact low profile design, this pump is versatile and can perform in all fluid handling situations.

PUMP FEATURES

- 100% Factory tested performance
- Capable of being run dry
- Completely sealed motor design
- Low heat and power consumption
- 3/4" Quick attach ports
- Ultra-efficient design
- Superior vertical priming
- Multiple material options
- DC and AC voltage options

TECHNICAL INFORMATION

TYPE 3 chamber diaphragm pump. Self priming and capable of being run dry.	PRIMING CAPABILITIES 10ft (3m)	LEADS 14 AWG - 12" 2-pin connector or custom connection
TEMPERATURE LIMITS Motor is not equipped with thermal protection. For user safety, the motor surface should not exceed 180°F (82°C).	MAX PRESSURE 100 PSI (6.9 BAR)	PRESSURE CONTROL OPTIONS Demand Bypass
	LIQUID TEMPERATURE 140°F (60°C) Max	

PUMP PERFORMANCE (Performance may vary)

3214			
PSI	GPM	LPM	AMPS
OPEN	3.60	13.61	5.30
10	3.25	12.29	6.50
20	3.00	11.34	7.40
30	2.75	10.40	8.45
40	2.50	9.45	9.20
50	2.00	7.56	10.05
60	1.75	6.62	10.55
70	1.50	5.67	11.08
80	1.00	3.78	11.40

3215			
PSI	GPM	LPM	AMPS
OPEN	4.10	15.50	5.75
10	3.75	14.18	7.20
20	3.50	13.23	8.35
30	3.25	12.29	9.50
40	3.00	11.34	10.60
50	2.70	10.21	11.65
60	2.50	9.45	12.40
70	2.15	8.13	12.95
80	1.90	7.18	13.35

3216			
PSI	GPM	LPM	AMPS
OPEN	4.50	17.01	7.60
10	4.30	16.25	8.95
20	4.00	15.12	10.25
30	3.80	14.36	11.55
40	3.50	13.23	12.50
50	3.10	11.72	13.40
60	2.85	10.77	14.10
70	2.50	9.45	14.85
80	2.25	8.51	15.40



PUMP CONFIGURATIONS (Contact us for additional configurations)

3200 STANDARD

Item Number	Flow	Controls	Pressure	Valves	Diaphragm	Ports	Voltage
3214-1E1-82B	3.5 GPM (13.25 LPM)	DEMAND	60 PSI (4.14 BAR)	VITON	SANTOPRENE	3/4" QUICK ATTACH	12 VDC
3214-2E1-63B	3.5 GPM (13.25 LPM)	BYPASS	60 PSI (4.14 BAR)	VITON	SANTOPRENE	3/4" QUICK ATTACH	12 VDC
3215-1E1-82B	4.0 GPM (15.14 LPM)	DEMAND	60 PSI (4.14 BAR)	VITON	SANTOPRENE	3/4" QUICK ATTACH	12 VDC
3215-2E1-63B	4.0 GPM (15.14 LPM)	BYPASS	60 PSI (4.14 BAR)	VITON	SANTOPRENE	3/4" QUICK ATTACH	12 VDC
3216-1E1-82B	4.5 GPM (17.03 LPM)	DEMAND	60 PSI (4.14 BAR)	VITON	SANTOPRENE	3/4" QUICK ATTACH	12 VDC
3216-2E1-63B	4.5 GPM (17.03 LPM)	BYPASS	60 PSI (4.14 BAR)	VITON	SANTOPRENE	3/4" QUICK ATTACH	12 VDC

24 VDC

Item Number	Flow	Controls	Pressure	Valves	Diaphragm	Ports	Voltage
3214-1E1-73B	3.5 GPM (13.25 LPM)	DEMAND	60 PSI (4.14 BAR)	VITON	SANTOPRENE	3/4" QUICK ATTACH	24 VDC
3214-2E1-73B	3.5 GPM (13.25 LPM)	BYPASS	60 PSI (4.14 BAR)	VITON	SANTOPRENE	3/4" QUICK ATTACH	24 VDC
3215-1E1-73B	4.0 GPM (15.14 LPM)	DEMAND	60 PSI (4.14 BAR)	VITON	SANTOPRENE	3/4" QUICK ATTACH	24 VDC
3215-2E1-73B	4.0 GPM (15.14 LPM)	BYPASS	60 PSI (4.14 BAR)	VITON	SANTOPRENE	3/4" QUICK ATTACH	24 VDC
3216-1E1-73B	4.5 GPM (17.03 LPM)	DEMAND	60 PSI (4.14 BAR)	VITON	SANTOPRENE	3/4" QUICK ATTACH	24 VDC
3216-2E1-73B	4.5 GPM (17.03 LPM)	BYPASS	60 PSI (4.14 BAR)	VITON	SANTOPRENE	3/4" QUICK ATTACH	24 VDC

110/120 VAC

Item Number	Flow	Controls	Pressure	Valves	Diaphragm	Ports	Voltage
3214-1E1-52C	3.5 GPM (13.25 LPM)	DEMAND	60 PSI (4.14 BAR)	VITON	SANTOPRENE	3/4" QUICK ATTACH	110/120 VAC
3214-2E1-52C	3.5 GPM (13.25 LPM)	BYPASS	60 PSI (4.14 BAR)	VITON	SANTOPRENE	3/4" QUICK ATTACH	110/120 VAC
3215-1E1-52C	4.0 GPM (15.14 LPM)	DEMAND	60 PSI (4.14 BAR)	VITON	SANTOPRENE	3/4" QUICK ATTACH	110/120 VAC
3215-2E1-52C	4.0 GPM (15.14 LPM)	BYPASS	60 PSI (4.14 BAR)	VITON	SANTOPRENE	3/4" QUICK ATTACH	110/120 VAC
3216-1E1-52C	4.5 GPM (17.03 LPM)	DEMAND	60 PSI (4.14 BAR)	VITON	SANTOPRENE	3/4" QUICK ATTACH	110/120 VAC
3216-2E1-52C	4.5 GPM (17.03 LPM)	BYPASS	60 PSI (4.14 BAR)	VITON	SANTOPRENE	3/4" QUICK ATTACH	110/120 VAC



Pressure Range
60 - 150 PSI

Open Flow Range
3.2 - 5.3 GPM

PROFESSIONAL GRADE PERFORMANCE

*Automotive Fluid Exchange • Equipment Washdown • Soft Washing
Agricultural & Industrial Spraying • Liquid Fertilizer • Water Treatment*

The Remco Professional Grade 5500 Series is unmatched in both performance and efficiency. Engineered to withstand the most rigorous and punishing duty cycles; the Remco 5500 Series pump is a top of the line performer for all of your fluid pumping needs.

PUMP FEATURES

- 100% Factory tested performance
- Capable of being run dry
- Completely sealed motor design
- Low heat and power consumption
- 1/2" FNPT or 3/4" quick attach ports
- Ultra-efficient design
- Superior vertical priming
- Multiple material options
- DC and AC voltage options

TECHNICAL INFORMATION

TYPE

5 chamber diaphragm pump. Self priming and capable of being run dry.

TEMPERATURE LIMITS

Motor is not equipped with thermal protection. For user safety, the motor surface should not exceed 180°F (82°C).

PRIMING CAPABILITIES

14ft (4m)

MAX PRESSURE

150 PSI (6.9 BAR)

LIQUID TEMPERATURE

140°F (60°C) Max

LEADS

14 AWG - 7" 2-pin connector or custom connection

PRESSURE CONTROL OPTIONS

Demand / Bypass
No Controls / Dual Controls

PUMP CONFIGURATIONS *(Contact us for additional configurations)*

5500 STANDARD

Item Number	Flow	Controls	Pressure	Valves	Diaphragm	Ports	Voltage
5514-1E1-82B	3.2 GPM (12.11 LPM)	DEMAND	60 PSI (4.14 BAR)	VITON	SANTOPRENE	3/4" QUICK ATTACH	12 VDC
5514-2E1-63B	3.2 GPM (12.11 LPM)	BYPASS	60 PSI (4.14 BAR)	VITON	SANTOPRENE	3/4" QUICK ATTACH	12 VDC
5534-1E1-82B	3.2 GPM (12.11 LPM)	DEMAND	60 PSI (4.14 BAR)	VITON	SANTOPRENE	1/2" FNPT	12 VDC
5534-2E1-63B	3.2 GPM (12.11 LPM)	BYPASS	60 PSI (4.14 BAR)	VITON	SANTOPRENE	1/2" FNPT	12 VDC
5516-1E1-82B	4.0 GPM (15.14 LPM)	DEMAND	60 PSI (4.14 BAR)	VITON	SANTOPRENE	3/4" QUICK ATTACH	12 VDC
5516-2E1-63B	4.0 GPM (15.14 LPM)	BYPASS	60 PSI (4.14 BAR)	VITON	SANTOPRENE	3/4" QUICK ATTACH	12 VDC
5536-1E1-82B	4.0 GPM (15.14 LPM)	DEMAND	60 PSI (4.14 BAR)	VITON	SANTOPRENE	1/2" FNPT	12 VDC
5536-2E1-63B	4.0 GPM (15.14 LPM)	BYPASS	60 PSI (4.14 BAR)	VITON	SANTOPRENE	1/2" FNPT	12 VDC
5517-1E1-82B	5.3 GPM (20.06 LPM)	DEMAND	60 PSI (4.14 BAR)	VITON	SANTOPRENE	3/4" QUICK ATTACH	12 VDC
5517-2E1-63B	5.3 GPM (20.06 LPM)	BYPASS	60 PSI (4.14 BAR)	VITON	SANTOPRENE	3/4" QUICK ATTACH	12 VDC
5537-1E1-82B	5.3 GPM (20.06 LPM)	DEMAND	60 PSI (4.14 BAR)	VITON	SANTOPRENE	1/2" FNPT	12 VDC
5537-2E1-63B	5.3 GPM (20.06 LPM)	BYPASS	60 PSI (4.14 BAR)	VITON	SANTOPRENE	1/2" FNPT	12 VDC

EXTREME DUTY

Item Number	Flow	Controls	Pressure	Valves	Diaphragm	Ports	Voltage
5517-1E3-82B	5.3 GPM (20.06 LPM)	DEMAND	60 PSI (4.14 BAR)	VITON	GEOLAST	3/4" QUICK ATTACH	12 VDC
5517-2E3-63B	5.3 GPM (20.06 LPM)	BYPASS	60 PSI (4.14 BAR)	VITON	GEOLAST	3/4" QUICK ATTACH	12 VDC
5537-1E3-82B	5.3 GPM (20.06 LPM)	DEMAND	60 PSI (4.14 BAR)	VITON	GEOLAST	1/2" FNPT	12 VDC
5537-2E3-63B	5.3 GPM (20.06 LPM)	BYPASS	60 PSI (4.14 BAR)	VITON	GEOLAST	1/2" FNPT	12 VDC

24 VDC

Item Number	Flow	Controls	Pressure	Valves	Diaphragm	Ports	Voltage
5514-1E1-731B	3.2 GPM (12.11 LPM)	DEMAND	60 PSI (4.14 BAR)	VITON	SANTOPRENE	3/4" QUICK ATTACH	24 VDC
5514-2E1-731B	3.2 GPM (12.11 LPM)	BYPASS	60 PSI (4.14 BAR)	VITON	SANTOPRENE	3/4" QUICK ATTACH	24 VDC
5534-1E1-731B	3.2 GPM (12.11 LPM)	DEMAND	60 PSI (4.14 BAR)	VITON	SANTOPRENE	1/2" FNPT	24 VDC
5534-2E1-731B	3.2 GPM (12.11 LPM)	BYPASS	60 PSI (4.14 BAR)	VITON	SANTOPRENE	1/2" FNPT	24 VDC
5516-1E1-731B	4.0 GPM (15.14 LPM)	DEMAND	60 PSI (4.14 BAR)	VITON	SANTOPRENE	3/4" QUICK ATTACH	24 VDC
5516-2E1-731B	4.0 GPM (15.14 LPM)	BYPASS	60 PSI (4.14 BAR)	VITON	SANTOPRENE	3/4" QUICK ATTACH	24 VDC
5536-1E1-731B	4.0 GPM (15.14 LPM)	DEMAND	60 PSI (4.14 BAR)	VITON	SANTOPRENE	1/2" FNPT	24 VDC
5536-2E1-731B	4.0 GPM (15.14 LPM)	BYPASS	60 PSI (4.14 BAR)	VITON	SANTOPRENE	1/2" FNPT	24 VDC
5517-1E1-731B	5.3 GPM (20.06 LPM)	DEMAND	60 PSI (4.14 BAR)	VITON	SANTOPRENE	3/4" QUICK ATTACH	24 VDC
5517-2E1-731B	5.3 GPM (20.06 LPM)	BYPASS	60 PSI (4.14 BAR)	VITON	SANTOPRENE	3/4" QUICK ATTACH	24 VDC
5537-1E1-731B	5.3 GPM (20.06 LPM)	DEMAND	60 PSI (4.14 BAR)	VITON	SANTOPRENE	1/2" FNPT	24 VDC
5537-2E1-731B	5.3 GPM (20.06 LPM)	BYPASS	60 PSI (4.14 BAR)	VITON	SANTOPRENE	1/2" FNPT	24 VDC

110/120 VAC

Item Number	Flow	Controls	Pressure	Valves	Diaphragm	Ports	Voltage
5514-1E1-58C	3.2 GPM (12.11 LPM)	DEMAND	60 PSI (4.14 BAR)	VITON	SANTOPRENE	3/4" QUICK ATTACH	110/120 VAC
5514-2E1-58C	3.2 GPM (12.11 LPM)	BYPASS	60 PSI (4.14 BAR)	VITON	SANTOPRENE	3/4" QUICK ATTACH	110/120 VAC
5534-1E1-58C	3.2 GPM (12.11 LPM)	DEMAND	60 PSI (4.14 BAR)	VITON	SANTOPRENE	1/2" FNPT	110/120 VAC
5534-2E1-58C	3.2 GPM (12.11 LPM)	BYPASS	60 PSI (4.14 BAR)	VITON	SANTOPRENE	1/2" FNPT	110/120 VAC
5516-1E1-58C	4.0 GPM (15.14 LPM)	DEMAND	60 PSI (4.14 BAR)	VITON	SANTOPRENE	3/4" QUICK ATTACH	110/120 VAC
5516-2E1-58C	4.0 GPM (15.14 LPM)	BYPASS	60 PSI (4.14 BAR)	VITON	SANTOPRENE	3/4" QUICK ATTACH	110/120 VAC
5536-1E1-58C	4.0 GPM (15.14 LPM)	DEMAND	60 PSI (4.14 BAR)	VITON	SANTOPRENE	1/2" FNPT	110/120 VAC
5536-2E1-58C	4.0 GPM (15.14 LPM)	BYPASS	60 PSI (4.14 BAR)	VITON	SANTOPRENE	1/2" FNPT	110/120 VAC
5517-1E1-65C	5.3 GPM (20.06 LPM)	DEMAND	60 PSI (4.14 BAR)	VITON	SANTOPRENE	3/4" QUICK ATTACH	110/120 VAC
5517-2E1-65C	5.3 GPM (20.06 LPM)	BYPASS	60 PSI (4.14 BAR)	VITON	SANTOPRENE	3/4" QUICK ATTACH	110/120 VAC
5537-1E1-65C	5.3 GPM (20.06 LPM)	DEMAND	60 PSI (4.14 BAR)	VITON	SANTOPRENE	1/2" FNPT	110/120 VAC
5537-2E1-65C	5.3 GPM (20.06 LPM)	BYPASS	60 PSI (4.14 BAR)	VITON	SANTOPRENE	1/2" FNPT	110/120 VAC

High pressure configurations available



PUMP PERFORMANCE *(Performance may vary)*

5514 / 5534			
PSI	GPM	LPM	AMPS
OPEN	3.10	11.75	4.00
10	2.80	10.80	5.00
20	2.30	8.72	6.00
30	2.10	7.96	7.00
40	1.90	7.20	8.00
50	1.65	6.25	8.50
60	1.45	5.50	9.50
70	1.40	5.31	10.00
80	1.35	5.12	10.50
90	1.30	4.93	11.00
100	1.25	4.74	11.75

5516 / 5536			
PSI	GPM	LPM	AMPS
OPEN	4.55	17.24	7.50
10	4.10	15.54	8.50
20	3.75	14.21	9.50
30	3.40	12.89	11.00
40	3.05	11.56	12.50
50	2.75	10.42	14.00
60	2.45	9.29	15.00
70	2.35	8.91	16.00
80	2.20	8.24	16.75
90	2.00	7.58	17.50
100	1.90	7.20	18.00

5517 / 5537			
PSI	GPM	LPM	AMPS
OPEN	5.30	20.09	8.00
10	5.11	19.37	9.50
20	4.75	18.00	11.00
30	4.30	16.30	13.00
40	3.85	14.59	15.00
50	3.40	12.89	17.00
60	3.00	11.37	18.00
70	2.55	9.66	19.00
80	2.25	8.53	19.75
90	2.05	7.77	20.75
100	2.00	7.58	22.00



Pressure Range
60 - 100 PSI

Open Flow Range
6.25 - 7.0 GPM

PROFESSIONAL GRADE PERFORMANCE

Agricultural & Industrial Spraying • Liquid Fertilizer • Dust Suppression
Construction Equipment • Water Treatment • Soft Washing

The Remco Professional Grade Fatboy™ Series is the most powerful pump for its size. Demanding industrial pump environments require precise engineering paired with high quality components. The Remco Fatboy™ Series was designed with both of those aspects in mind.

PUMP FEATURES

- 100% Factory tested performance
- Highest flow rates at working pressure
- Completely sealed motor design
- Low heat and power consumption
- Ultra-efficient design
- Superior vertical priming
- Multiple material options
- DC and AC voltage options

PUMP PERFORMANCE (Performance may vary)

5518 (12 VDC)			
PSI	GPM	LPM	AMPS
OPEN	7.00	26.53	11.00
10	6.80	25.77	12.00
20	6.45	24.45	12.00
30	5.90	22.36	13.00
40	5.50	20.85	15.00
50	4.95	18.76	17.00
60	4.40	16.68	19.00
70	3.95	14.97	21.00
80	3.50	13.27	23.00
90	3.05	11.56	24.00
100	2.55	9.66	25.00

5538 (12 VDC)			
PSI	GPM	LPM	AMPS
OPEN	7.00	26.53	11.00
10	6.81	25.81	12.00
20	6.45	24.45	12.00
30	5.90	22.36	13.00
40	5.50	20.85	15.00
50	4.95	18.76	17.00
60	4.40	16.68	19.00
70	3.95	14.97	21.00
80	3.50	13.27	23.00
90	3.05	11.56	24.00
100	2.55	9.66	25.00



TECHNICAL INFORMATION
TYPE

5 chamber diaphragm pump. Self priming and capable of being run dry.

TEMPERATURE LIMITS

Motor is not equipped with thermal protection. For user safety, the motor surface should not exceed 180°F (82°C).

PRIMING CAPABILITIES

14ft (4m)

MAX PRESSURE

100 PSI (10 BAR)

LIQUID TEMPERATURE

140°F (60°C) Max

LEADS

12 AWG - 12" Stripped leads or custom connection

PRESSURE CONTROL OPTIONS

Demand / Bypass
No Controls / Dual Controls


PUMP CONFIGURATIONS (Contact us for additional configurations)
FATBOY® STANDARD

Item Number	Flow	Controls	Pressure	Valves	Diaphragm	Ports	Voltage
5518-1E1-94A	7.0 GPM (26.5 LPM)	DEMAND	60 PSI (4,14 BAR)	VITON	SANTOPRENE	3/4" QUICK ATTACH	12 VDC
5518-2E1-94A	7.0 GPM (26.5 LPM)	BYPASS	60 PSI (4,14 BAR)	VITON	SANTOPRENE	3/4" QUICK ATTACH	12 VDC
5538-1E1-94A	7.0 GPM (26.5 LPM)	DEMAND	60 PSI (4,14 BAR)	VITON	SANTOPRENE	1/2" FNPT	12 VDC
5538-2E1-94A	7.0 GPM (26.5 LPM)	BYPASS	60 PSI (4,14 BAR)	VITON	SANTOPRENE	1/2" FNPT	12 VDC

24 VDC

Item Number	Flow	Controls	Pressure	Valves	Diaphragm	Ports	Voltage
5518-1E1-61A	7.0 GPM (26.5 LPM)	DEMAND	60 PSI (4,14 BAR)	VITON	SANTOPRENE	3/4" QUICK ATTACH	24 VDC
5518-2E1-61A	7.0 GPM (26.5 LPM)	BYPASS	60 PSI (4,14 BAR)	VITON	SANTOPRENE	3/4" QUICK ATTACH	24 VDC
5538-1E1-61A	7.0 GPM (26.5 LPM)	DEMAND	60 PSI (4,14 BAR)	VITON	SANTOPRENE	1/2" FNPT	24 VDC
5538-2E1-61A	7.0 GPM (26.5 LPM)	BYPASS	60 PSI (4,14 BAR)	VITON	SANTOPRENE	1/2" FNPT	24 VDC

110/120 VAC

Item Number	Flow	Controls	Pressure	Valves	Diaphragm	Ports	Voltage
5518-1E1-69C	7.0 GPM (26.5 LPM)	DEMAND	60 PSI (4,14 BAR)	VITON	SANTOPRENE	3/4" QUICK ATTACH	110/120 VAC
5518-2E1-69C	7.0 GPM (26.5 LPM)	BYPASS	60 PSI (4,14 BAR)	VITON	SANTOPRENE	3/4" QUICK ATTACH	110/120 VAC
5538-1E1-69C	7.0 GPM (26.5 LPM)	DEMAND	60 PSI (4,14 BAR)	VITON	SANTOPRENE	1/2" FNPT	110/120 VAC
5538-2E1-69C	7.0 GPM (26.5 LPM)	BYPASS	60 PSI (4,14 BAR)	VITON	SANTOPRENE	1/2" FNPT	110/120 VAC

HIGH PRESSURE

Item Number	Flow	Controls	Pressure	Valves	Diaphragm	Ports	Voltage
5518-1I1-94A	7.0 GPM (26.5 LPM)	DEMAND	100 PSI (6.89 BAR)	VITON	SANTOPRENE	3/4" QUICK ATTACH	12 VDC
5518-2I1-94A	7.0 GPM (26.5 LPM)	BYPASS	100 PSI (6.89 BAR)	VITON	SANTOPRENE	3/4" QUICK ATTACH	12 VDC
5538-1I1-94A	7.0 GPM (26.5 LPM)	DEMAND	100 PSI (6.89 BAR)	VITON	SANTOPRENE	1/2" FNPT	12 VDC
5538-2I1-94A	7.0 GPM (26.5 LPM)	BYPASS	100 PSI (6.89 BAR)	VITON	SANTOPRENE	1/2" FNPT	12 VDC



**FLO
IQ
INSIDE**



**Pressure Range
60 - 120 PSI**

**Open Flow Range
2.2 - 5.3 GPM**

SMOOTHFLO TECHNOLOGY

*Water Treatment (Reverse Osmosis) • Alternative Energy / Solar
Agricultural / Industrial Chemical Spraying*

Remco SmoothFlo™ pumps have revolutionized the performance of diaphragm pumps. Our exclusive FLO-IQ technology allows SmoothFlo™ pumps to eliminate rapid switch cycling completely. Designed to tackle any task, SmoothFlo™ pumps provide seamless and variable flow rates in any environment.

PUMP FEATURES

- 100% Factory tested performance
- Capable of being run dry
- FLO-IQ eliminates rapid cycling
- Completely sealed heavy duty motor
- Fluid port options
- Automatic flow regulation
- Superior vertical priming
- Extended duty cycles
- DC and AC voltage options

TECHNICAL INFORMATION

<p>TYPE 3 or 5 chamber diaphragm pump. Self priming and capable of being run dry.</p> <p>TEMPERATURE LIMITS Motor is not equipped with thermal protection. For user safety, the motor surface should not exceed 180°F (82°C).</p>	<p>PRIMING CAPABILITIES 14ft (4m)</p> <p>MAX PRESSURE 120 PSI (10 BAR)</p> <p>LIQUID TEMPERATURE 140°F (60°C) Max</p>	<p>LEADS 14 AWG - 2-pin connector or custom connection</p> <p>PRESSURE CONTROL Dual Controls</p>
---	--	--

PUMP PERFORMANCE *(Performance may vary)*

3923			
PSI	GPM	LPM	AMPS
OPEN	2.20	8.34	3.50
10	2.00	7.58	4.50
20	1.95	7.39	5.00
30	1.70	6.44	5.50
40	1.60	6.06	6.00
50	1.55	5.87	7.00
60	1.45	5.50	7.50
70	1.40	5.31	8.00
80	1.35	5.12	8.75
90	1.25	4.74	9.50
100	1.00	3.79	10.00

5915 / 5935			
PSI	GPM	LPM	AMPS
OPEN	3.10	11.75	4.00
10	2.80	10.61	5.00
20	2.30	8.72	6.00
30	2.10	7.96	7.00
40	1.90	7.20	8.00
50	1.65	6.25	8.50
60	1.45	5.50	9.50
70	1.40	5.31	10.00
80	1.35	5.12	10.50
90	1.30	4.93	11.00
100	1.25	4.74	11.75

5916 / 5936			
PSI	GPM	LPM	AMPS
OPEN	4.55	17.24	7.50
10	4.10	15.54	8.50
20	3.75	14.21	9.50
30	3.40	12.89	11.00
40	3.05	11.56	12.50
50	2.75	10.42	14.00
60	2.45	9.29	15.00
70	2.35	8.91	16.00
80	2.20	8.34	16.75
90	2.00	7.58	17.50
100	1.90	7.20	18.00

5917 / 5937			
PSI	GPM	LPM	AMPS
OPEN	5.30	20.09	8.00
10	5.11	19.37	9.50
20	4.75	18.00	11.00
30	4.30	16.30	13.00
40	3.85	14.59	15.00
50	3.40	12.89	17.00
60	3.00	11.37	18.00
70	2.55	9.66	19.00
80	2.25	8.53	19.75
90	2.05	7.77	2.075
100	2.00	7.58	22.00



PUMP CONFIGURATIONS *(Contact us for additional configurations)*

3900 SERIES

Item Number	Flow	Controls	Pressure	Valves	Diaphragm	Ports	Voltage
3923-9E2-82B	2.2 GPM (8.32 LPM)	FLO-IQ	60 PSI (4.14 BAR)	VITON	SANTOPRENE	3/8" FNPT	12 VDC
3923-9J2-82B	2.2 GPM (8.32 LPM)	FLO-IQ	120 PSI (8.27 BAR)	VITON	SANTOPRENE	3/8" FNPT	12 VDC

5900 STANDARD

Item Number	Flow	Controls	Pressure	Valves	Diaphragm	Ports	Voltage
5915-9E1-63B	3.0 GPM (11.35 LPM)	FLO-IQ	60 PSI (4.14 BAR)	VITON	SANTOPRENE	3/4" QUICK ATTACH	12 VDC
5935-9E1-63B	3.0 GPM (11.35 LPM)	FLO-IQ	60 PSI (4.14 BAR)	VITON	SANTOPRENE	1/2" FNPT	12 VDC
5916-9E1-63B	4.0 GPM (15.14 LPM)	FLO-IQ	60 PSI (4.14 BAR)	VITON	SANTOPRENE	3/4" QUICK ATTACH	12 VDC
5936-9E1-63B	4.0 GPM (15.14 LPM)	FLO-IQ	60 PSI (4.14 BAR)	VITON	SANTOPRENE	1/2" FNPT	12 VDC
5917-9E1-63B	5.3 GPM (20.06 LPM)	FLO-IQ	60 PSI (4.14 BAR)	VITON	SANTOPRENE	3/4" QUICK ATTACH	12 VDC
5937-9E1-63B	5.3 GPM (20.06 LPM)	FLO-IQ	60 PSI (4.14 BAR)	VITON	SANTOPRENE	1/2" FNPT	12 VDC



**40 PSI
1.0 GPM**

PROFESSIONAL GRADE PERFORMANCE

Agricultural & Industrial Spraying • Food and Beverage Service

Automotive Fluid Exchange • Fresh Water • De-icing

Don't let the compact design of the Remco Economy Plus 2200 Series diminish the fact that it is hardened and prepared for extreme conditions. The components of this pump utilize a completely integrated design requiring minimal labor. This pump proves that big things come in small packages.

PUMP FEATURES

- Professional grade quality
- Capable of being run dry
- Compact efficient design
- Virtually silent operation
- Fluid port options

PUMP PERFORMANCE (Performance may vary)

2200 SERIES			
PSI	GPM	LPM	AMPS
OPEN	1.00	3.79	1.75
10	0.85	3.22	2.00
20	0.75	2.84	2.25
30	0.65	2.46	2.50
40	0.60	2.27	3.00





TECHNICAL INFORMATION

<p>TYPE 2 chamber variable speed diaphragm pump. Self priming and capable of being run dry.</p> <p>MODE Demand</p> <p>LEADS 18 AWG - 4.5" long 2-pin mold connector or custom connection</p>	<p>PRIMING CAPABILITIES 4ft (1.2m) suction lift</p> <p>WEIGHT 2 lbs (1.0 kg)</p> <p>LIQUID TEMPERATURE 110°F (43°C) Max</p>	<p>MAX PRESSURE 40 PSI (2.8 BAR)</p> <p>DUTY CYCLE Intermittent</p>
---	--	---

PUMP CONFIGURATIONS *(Contact us for additional configurations)*

2200 STANDARD


Item Number	Flow	Controls	Pressure	Diaphragm	Ports	Voltage
2240-1B1-10E	1.0 GPM (3.78 LPM)	DEMAND	40 PSI (2.75 BAR)	SANTOPRENE	3/4" QUICK ATTACH	12 VDC

24 VDC

Item Number	Flow	Controls	Pressure	Diaphragm	Ports	Voltage
2240-1B1-20E	1.0 GPM (3.78 LPM)	DEMAND	40 PSI (2.75 BAR)	SANTOPRENE	3/4" QUICK ATTACH	24 VDC

2200 STANDARD (ON / OFF SWITCH)

Item Number	Flow	Controls	Pressure	Diaphragm	Ports	Voltage
2240-1B1-10I	1.0 GPM (3.78 LPM)	DEMAND	40 PSI (2.75 BAR)	SANTOPRENE	3/4" QUICK ATTACH	12 VDC (ON / OFF SWITCH)



CONTROLS

- Bypass
- Demand
- Dual Controls
- No Controls
- Smart Controls
- FloIQ

PORTS

- Quick Attach
- FNPT
- MNPT

HOUSINGS


- Nylon
- Polypro
- High Flow
- High Pressure

VALVES

- Santoprene
- Viton
- BUNA
- EPDM

Additional Options

Reverse flow, Precision flow configurations, Specific pressure configurations, Speed controllers, Barcoding, Packaging options, and custom label/logo



Contact Remco at 1-800-228-2481 to speak with a professional about your pump requirements

DIAPHRAGMS

- Santoprene
- Viton
- Geolast
- BUNA
- High Prime

MOTORS

- Sealed
- 12, 24, or 36 VDC
- 115 or 230 AC
- High Speed/Torque
- Heat Sinks
- On/Off Switch
- Thermal Protection

CONNECTORS

- Lead Wires
- 2-Pin Connector
- Custom Lengths
- Metripack
- Weather Pack
- Mate and Lock
- Heat Shrink Connectors





80 - 100 PSI
1.6 GPM

PROFESSIONAL GRADE PERFORMANCE


Agricultural & Industrial Spraying • Food and Beverage Service

Automotive Fluid Exchange • Fresh Water • De-icing

Don't let the compact design of the Remco Economy Plus 2400 Series diminish the fact that it is hardened and prepared for extreme conditions. The components of this pump utilize a completely integrated design requiring minimal labor. This pump proves that big things come in small packages.

PUMP FEATURES

- Professional grade quality
- Capable of being run dry
- Compact efficient design
- Dual control
- Virtually silent operation
- Fluid port options



PUMP PERFORMANCE (Performance may vary)

2400 SERIES			
PSI	GPM	LPM	AMPS
OPEN	1.60	6.06	2.00
10	1.40	5.31	2.50
20	1.35	5.12	3.00
30	1.15	4.36	3.25
40	1.00	3.79	3.50
50	0.95	3.60	3.75
60	0.85	3.22	3.75
70	0.75	2.84	4.00
80	0.60	2.27	4.25
90	0.45	1.71	4.50
100	0.40	1.52	4.75



TECHNICAL INFORMATION

TYPE

2 chamber diaphragm pump. Self priming and capable of being run dry.

MODE

Demand

LEADS

18 AWG - 4.5" long 2-pin mold connector or custom connection

PRIMING CAPABILITIES

4ft (1.2m) suction lift

WEIGHT

2 lbs (1.0 kg)

LIQUID TEMPERATURE

140°F (60°C) Max

MAX PRESSURE

100 PSI (6.9 BAR)

DUTY CYCLE

Intermittent

PUMP CONFIGURATIONS (Contact us for additional configurations)

2400 STANDARD

Item Number	Flow	Controls	Pressure	Valves	Diaphragm	Ports	Voltage
2422-1H1-10B	1.6 GPM (6.05)	DEMAND/BYPASS	80 PSI (5.51 BAR)	VITON	SANTOPRENE	3/8" FNPT	12 VDC
2422-1I1-10B	1.6 GPM (6.05)	DEMAND/BYPASS	100 PSI (6.89 BAR)	VITON	SANTOPRENE	3/8" FNPT	12 VDC
2452-1H1-10B	1.6 GPM (6.05)	DEMAND/BYPASS	80 PSI (5.51 BAR)	VITON	SANTOPRENE	3/8" HOSE BARB	12 VDC
2452-1I1-10B	1.6 GPM (6.05)	DEMAND/BYPASS	100 PSI (6.89 BAR)	VITON	SANTOPRENE	3/8" HOSE BARB	12 VDC
2472-1H1-10B	1.6 GPM (6.05)	DEMAND/BYPASS	80 PSI (5.51 BAR)	VITON	SANTOPRENE	QUICK ATTACH (O-RING)	12 VDC
2472-1I1-10B	1.6 GPM (6.05)	DEMAND/BYPASS	100 PSI (6.89 BAR)	VITON	SANTOPRENE	QUICK ATTACH (O-RING)	12 VDC

24 VDC

Item Number	Flow	Controls	Pressure	Valves	Diaphragm	Ports	Voltage
2422-1H1-20B	1.6 GPM (6.05)	DEMAND/BYPASS	80 PSI (5.51 BAR)	VITON	SANTOPRENE	3/8" FNPT	24 VDC
2422-1I1-20B	1.6 GPM (6.05)	DEMAND/BYPASS	100 PSI (6.89 BAR)	VITON	SANTOPRENE	3/8" FNPT	24 VDC
2452-1H1-20B	1.6 GPM (6.05)	DEMAND/BYPASS	80 PSI (5.51 BAR)	VITON	SANTOPRENE	3/8" HOSE BARB	24 VDC
2452-1I1-20B	1.6 GPM (6.05)	DEMAND/BYPASS	100 PSI (6.89 BAR)	VITON	SANTOPRENE	3/8" HOSE BARB	24 VDC
2472-1H1-20B	1.6 GPM (6.05)	DEMAND/BYPASS	80 PSI (5.51 BAR)	VITON	SANTOPRENE	QUICK ATTACH (O-RING)	24 VDC
2472-1I1-20B	1.6 GPM (6.05)	DEMAND/BYPASS	100 PSI (6.89 BAR)	VITON	SANTOPRENE	QUICK ATTACH (O-RING)	24 VDC



Pressure Range
65 PSI

Open Flow Range
3.4 - 5.3 GPM

VARIABLE SPEED TECHNOLOGY

Fresh Water Applications Only • RV and Coach Water Pumps

AG Water Pumps • Transfer Pumps

With years of field proven reliability, patented variable speed technology, and five chamber design; the PowerRV Aquajet™ Series has earned the reputation as the most advanced RV water system pump on the market. Unmatched performance make it the first choice for leading RV manufacturers.

PUMP FEATURES

- Variable speed technology
- Smoother flow and no rapid cycling
- Low voltage protection
- Virtually silent operation
- Thermal protection
- Greater flow and higher pressure
- Safety bypass
- Can supply up to four faucets
- "Just like home" water pressure
- 100% factory tested performance



PUMP PERFORMANCE (Performance May Vary)

AquaJet - AES/OES (12 VDC)			
PSI	GPM	LPM	AMPS
OPEN	3.40	12.89	3.50
10	3.00	11.37	4.50
20	2.70	10.23	5.50
30	2.30	8.72	6.50
40	2.00	7.58	6.50
50	1.60	6.06	6.50
60	1.25	4.74	6.50
70	1.00	3.79	6.50

AquaJet - ARV/ORV (12 VDC)			
PSI	GPM	LPM	AMPS
OPEN	5.30	20.09	7.25
10	4.75	18.00	8.50
20	4.00	15.16	9.75
30	3.25	12.32	10.00
40	2.50	9.48	10.00
50	2.25	8.53	10.00
60	1.75	6.63	10.00
70	1.50	5.69	10.00

AquaJet (115 VAC)			
PSI	GPM	LPM	AMPS
OPEN	4.50	17.03	0.50
10	4.00	15.14	0.75
20	3.60	13.62	1.00
30	3.30	12.50	1.25
40	2.50	9.46	1.50
50	2.25	8.52	1.50
60	1.25	4.73	1.50
70	0.75	2.84	1.50



TECHNICAL INFORMATION

<p>TYPE 5 chamber variable speed diaphragm pump. Self priming and capable of being run dry.</p> <p>TEMPERATURE LIMITS Thermal protector auto shut down if heat rises above 185°F (85°C)</p>	<p>WEIGHT 8 lbs (3.6 kg)</p> <p>LIQUID TEMPERATURE 140°F (60°C) Max</p> <p>LEADS 14 AWG - 12" long</p>	<p>PRIMING CAPABILITIES AES: 10FT (3M) ARV: 13FT (4M)</p> <p>LOW VOLTAGE SHUT-OFF</p> <p>VARIABLE SPEED SMART CONTROLLER</p>
---	---	---

PUMP CONFIGURATIONS (Contact Us For Additional Configurations)

AQUAJET STANDARD

Item Number	Flow	Controls	Pressure	Valves	Diaphragm	Ports	Voltage
55AQUAJET-AES	3.4 GPM (12.87 LPM)	VARIABLE SPEED	65 PSI (4.5 BAR)	EPDM	SANTOPRENE	3/4" QUICK ATTACH	12 VDC
55AQUAJET-ARV	5.3 GPM (20.06 LPM)	VARIABLE SPEED	65 PSI (4.5 BAR)	EPDM	SANTOPRENE	3/4" QUICK ATTACH	12 VDC
55AQUAJET-OES	3.4 GPM (12.87 LPM)	VARIABLE SPEED	65 PSI (4.5 BAR)	EPDM	SANTOPRENE	3/4" QUICK ATTACH	NO FUSE
55AQUAJET-ORV	5.3 GPM (20.06 LPM)	VARIABLE SPEED	65 PSI (4.5 BAR)	EPDM	SANTOPRENE	3/4" QUICK ATTACH	NO FUSE

AQUAJET 24 VDC

Item Number	Flow	Controls	Pressure	Valves	Diaphragm	Ports	Voltage
55AQUAJET-AES24	3.4 GPM (12.87 LPM)	VARIABLE SPEED	65 PSI (4.5 BAR)	EPDM	SANTOPRENE	3/4" QUICK ATTACH	24 VDC
55AQUAJET-ARV24	5.3 GPM (20.06 LPM)	VARIABLE SPEED	65 PSI (4.5 BAR)	EPDM	SANTOPRENE	3/4" QUICK ATTACH	24 VDC

AQUAJET 110/120

Item Number	Flow	Controls	Pressure	Valves	Diaphragm	Ports	Voltage
55AQUAJET-WVS45-115	3.4 GPM (12.87 LPM)	VARIABLE SPEED	65 PSI (4.5 BAR)	EPDM	SANTOPRENE	3/4" QUICK ATTACH	110/120 VAC



**FLO
IQ
INSIDE**



**Pressure Range
60 PSI**

**Open Flow Range
3.2 - 5.3 GPM**

PROFESSIONAL GRADE PERFORMANCE

Fresh Water Applications Only • General Industrial • Alternative Energy

RV and Coach Water Pumps • Water Treatment/RO

Engineered to withstand the most rigorous and punishing duty cycles; the PowerRV Rebel Series is a top of the line performer. This pump is built using on the highest quality American made components; delivering an all new level of professional grade pump performance.

PUMP FEATURES

- Professional grade quality
- Additional voltage options
- FLO IQ technology inside
- Low amp draw
- Noise dampening rubber base
- Dual control to eliminate cycling
- Virtually silent operation
- Thermal protection



PUMP PERFORMANCE (Performance May Vary)

53 REBEL			
PSI	GPM	LPM	AMPS
OPEN	3.10	11.75	4.00
10	2.80	10.61	5.00
20	2.30	8.72	6.00
30	2.10	7.96	7.00
40	1.90	7.20	8.00
50	1.65	6.25	8.50
60	1.45	5.50	9.50

54 REBEL			
PSI	GPM	LPM	AMPS
OPEN	4.55	17.24	7.50
10	4.10	15.54	8.50
20	3.75	14.21	9.50
30	3.40	12.89	11.00
40	3.05	11.56	12.00
50	2.75	10.42	13.00
60	2.45	9.29	13.50

55 REBEL			
PSI	GPM	LPM	AMPS
OPEN	5.30	20.09	8.00
10	5.11	19.37	9.50
20	4.75	18.00	11.00
30	4.30	16.30	13.00
40	3.85	14.59	14.00
50	3.40	12.89	15.00
60	3.00	11.37	15.00



TECHNICAL INFORMATION

FLOW RATE

53REBEL - 3.2 GPM / 12 LPM

54REBEL - 4.0 GPM / 15 LPM

55REBEL - 5.3 GPM - 20 LPM

TEMPERATURE LIMITS

Thermal protector auto shut down if heat rises above 180°F (82°C)

WEIGHT

8 lbs (3.6 kg)

VOLTAGE

12 VDC or 110/120 VAC

INLET/OUTLET PORTS

3/4" Quick Attach

LEADS

14 AWG - 7" stripped leads or custom connection

AMPS

15 Max (12VDC)

PUMP CONFIGURATIONS (Contact Us For Additional Configurations)

REBEL SERIES (AFTER MARKET)

Item Number	Flow	Controls	Pressure	Valves	Diaphragm	Ports	Voltage
53REBEL-JRV	3.4 GPM (12.11 LPM)	DUAL	60 PSI (4.14 BAR)	EPDM	SANTOPRENE	3/4" QUICK ATTACH	12 VDC
54REBEL-JRV	4.0 GPM (15.14 LPM)	DUAL	60 PSI (4.14 BAR)	EPDM	SANTOPRENE	3/4" QUICK ATTACH	12 VDC
55REBEL-JRV	5.3 GPM (20.06 LPM)	DUAL	60 PSI (4.14 BAR)	EPDM	SANTOPRENE	3/4" QUICK ATTACH	12 VDC
55REBEL-65C	5.3 GPM (20.06 LPM)	DUAL	60 PSI (4.14 BAR)	EPDM	SANTOPRENE	3/4" QUICK ATTACH	110/120 VAC

REBEL SERIES (OEM / NO FUSE)

Item Number	Flow	Controls	Pressure	Valves	Diaphragm	Ports	Voltage
53REBEL-ORV	3.4 GPM (12.11 LPM)	DUAL	60 PSI (4.14 BAR)	EPDM	SANTOPRENE	3/4" QUICK ATTACH	12 VDC
54REBEL-ORV	4.0 GPM (15.14 LPM)	DUAL	60 PSI (4.14 BAR)	EPDM	SANTOPRENE	3/4" QUICK ATTACH	12 VDC
55REBEL-ORV	5.3 GPM (20.06 LPM)	DUAL	60 PSI (4.14 BAR)	EPDM	SANTOPRENE	3/4" QUICK ATTACH	12 VDC



Pressure Range
45 PSI

Flow Range
3.2 GPM

DIRECT OEM REPLACEMENT

Fresh Water Applications Only • RV and Coach Water Pumps

General Industrial

This direct OEM replacement pump features high quality components and amazing performance; making the PowerRV 3200 Series a price performance leader. With an incredible list of features and a three chamber high volume design; the Remco PowerRV 3200 Series is the pump for you.

PUMP FEATURES

- 100% Factory tested performance
- Professional grade quality
- Additional voltage options
- Virtually silent operation
- Low amp draw
- Noise dampening rubber base
- Thermal protection
- Fittings and filters available



PUMP PERFORMANCE (Performance may vary)

3200			
PSI	GPM	LPM	AMPS
OPEN	3.20	12.11	4.10
10	2.90	10.98	5.30
20	2.60	9.84	6.20
30	2.40	9.08	7.30
40	2.10	7.95	8.10
45	1.90	7.19	8.80



MF-34F34M



QTS-556



TECHNICAL INFORMATION

TYPE

3 chamber variable speed diaphragm pump.
Self priming and capable of being run dry.

PRESSURE CONTROL

Demand

LIQUID TEMPERATURE

140°F (60°C) Max

TEMPERATURE LIMITS

Thermal protector auto shut down if heat rises above 180°F (82°C)

PRIMING CAPABILITIES

10ft (3m)

WEIGHT

5 lbs (2.3 kg)

MAX PRESSURE

100 PSI (6.9 BAR)

LEADS

18 AWG - 7" stripped leads

PUMP CONFIGURATIONS (Contact us for additional configurations)

3200 STANDARD

Item Number	Flow	Controls	Pressure	Valves	Diaphragm	Ports	Voltage
3214-1C4-82L	3.2 GPM (12,11 LPM)	DEMAND	45 PSI (3,1 BAR)	EPDM	SANTOPRENE	3/4" QUICK ATTACH	12 VDC

24 VDC STANDARD

Item Number	Flow	Controls	Pressure	Valves	Diaphragm	Ports	Voltage
3214-1C4-731A	3.2 GPM (12,11 LPM)	DEMAND	45 PSI (3,1 BAR)	EPDM	SANTOPRENE	3/4" QUICK ATTACH	24 VDC

115 VAC STANDARD

Item Number	Flow	Controls	Pressure	Valves	Diaphragm	Ports	Voltage
3214-1C4-52C	3.2 GPM (12,11 LPM)	DEMAND	45 PSI (3,1 BAR)	EPDM	SANTOPRENE	3/4" QUICK ATTACH	110/120 VAC



PROFESSIONAL GRADE PERFORMANCE

Spot Sprayer • Broadcast Sprayer • Wash Down
Universal Wireless Pump Power

Transform your 12 Volt sprayer pump with the Remco PowerPro™ system. This 20 Volt lithium-ion battery pack provides wireless power for a variety of Remco pumps including our 2200, 3300, 3200, and 5500 series pumps. The PowerPro system is also compatible with most other pump brands.

PRODUCT FEATURES

- Wireless pump power pack
- Full charge in less than 3 hours
- 30-90 minutes of pressure per charge
- Dust, moisture, and debris protection
- Easy to understand indication lights
- Advanced safety features
- On/off remote with 60ft range
- 13.5 VDC output for high performance

PACKAGE CONTENTS

- 1 - PowerPro™ battery pack
- 1 - PowerPro™ wireless remote
- 1 - PowerPro™ control unit
- 1 - Hardware pack
- 1 - PowerPro™ battery charger
- 1 - Installation manual



PART NUMBER	DESCRIPTION
RBP-2005-RS	PowerPro 20V Complete Rechargeable Battery System
RBP-2005-BR	PowerPro 20V Rechargeable Battery Only





**PROFESSIONAL GRADE
PERFORMANCE**

*Heavy Duty Spraying • High Pressure Cleaning • Starter Fertilizer
Agricultural Spraying • General Industrial*

Our Universal Manifold Kit makes plumbing and field servicability simple. Engineered for durability to be used with common agricultural and industrial chemicals. This product pairs perfectly with a variety of our Professional Grade pumps and comes complete with all of the necessary installation hardware. Compatible with 3200, 3300, and 5500 Series Professional Grade Pumps.

PRODUCT FEATURES

- Chemical resistant body/ball valves
- Easy quick attach ports
- Two superior engineered ball valves
- 150 PSI Max
- 1/4" FNPT gauge port
- 1/2" FNPT auxiliary port

PACKAGE CONTENTS

- 1 - Universal manifold with two leg options
- 2 - 3/8" Fittings (1 Elbow, 1 Straight)
- 2 - 1/2" Fittings (1 Elbow, 1 Straight)
- 1 - Mounting plate
- 4 - Pump mounting screws
- 2 - Plate mounting screws

PART NUMBER	DESCRIPTION
RM-35C-K	QUICK ATTACH MANIFOLD - 3200/3300/5500 SERIES, 1.2-5.3 GPM, 3/4" PORTS, (2) BALL VALVES, 1/4" GAUGE PORT, 1/2" AUXILLARY PORT, (1) 3200/3300 MANIFOLD LEG, QUICK ATTACH FITTINGS AND ADAPTER PLATE



PROFESSIONAL GRADE PERFORMANCE

Fertilizer Application • Chemical Control • Fluid Volume Control

The Remco Rate Controller is an unmatched fit for all low volume fertilizer applications. Our rate controllers provide smooth and reliable operation across a wide range of speeds. Making this product the perfect compliment to our line of Professional Grade diaphragm pumps.

PRODUCT FEATURES

- Heavy duty sealed wire connections
- Available in 15 and 35 Amp ratings
- Accurate speed and pressure control
- Digital pressure display
- Reverse polarity protection
- Fuse protection
- Auxiliary ammonia gauge available
- Manual rheostat

PRODUCT CONFIGURATIONS (Contact Us For Additional Configurations)

RATE CONTROLLERS

Item Number	Description
RRC15-NG	REMCO RATE CONTROLLER, NO GUAGE, 15 AMP
RRC35-NG	REMCO RATE CONTROLLER, NO GUAGE, 35 AMP
RRC15-DD	REMCO RATE CONTROLLER, DIGITAL DISPLAY, 15 AMP, PRESSURE SENSOR AND CABLE INCLUDED
RRC35-DD	REMCO RATE CONTROLLER, DIGITAL DISPLAY, 35 AMP, PRESSURE SENSOR AND CABLE INCLUDED

RATE CONTROLLER KITS

Item Number	Description
RRC15-NGK	NO GUAGE, 15 AMP, WITH WIRING KITS
RRC35-NGK	NO GUAGE, 35 AMP, WITH WIRING KITS
RRC15-60GK	WITH GUAGE, 15 AMP, WITH WIRING KITS
RRC35-60GK	WITH GUAGE, 35 AMP, WITH WIRING KITS
RRC15-DDK	DIGITAL DISPLAY, 15 AMP, WITH WIRING KITS, PRESSURE SWITCH AND CABLE INCLUDED, WITH WIRING KIT
RRC35-DDK	DIGITAL DISPLAY, 35 AMP, WITH WIRING KITS, PRESSURE SWITCH AND CABLE INCLUDED, WITH WIRING KIT
5517-2EI-610-R15	PUMP AND RATE CONTROLLER KIT, 3.2 GPM, 3/4" QA, BYPASS, 12 VDC, 60 PSI, 15 AMP, DIGITAL CONTROLLER, WITH WIRE HARNESS
5517-2EI-610-R35	PUMP AND RATE CONTROLLER KIT, 3.2 GPM, 3/4" QA, BYPASS, 12 VDC, 60 PSI, 15 AMP, DIGITAL CONTROLLER, WITH WIRE HARNESS



125 Max PSI
820 mL
20 PSI Precharge

**PROFESSIONAL GRADE
PERFORMANCE**

- Fresh Water • Dampens Pump Pulsation*
- Chemical Spray • Reduce Hydraulic Noise*

Our food grade pressurized fluid holding tank/pulsation dampener has proven useful in a variety of situations. This tank can be installed in a demand pump driven system to reduce pulsations from pump switch cycles. This smooths out flow, extends pump switch lifespan, and reduces noise.

PRODUCT FEATURES

- *Convenient port options*
- *Dampens pump switch cycling*
- *Limits harmful pressure spikes*
- *Compact design*
- *NSF food grade materials*
- *Easy installation*
- *Minimizes hydraulic noise*
- *Extends pump life*

PRODUCT INFORMATION

LIQUID TEMPERATURE 140°F (60°C) Max	PRECHARGE PRESSURE 20 PSI (1.38 BAR)	MAX PRESSURE 125 PSI (8.62 BAR)	WEIGHT 2 lbs (0.91 kg)
---	--	---	----------------------------------

PUMP CONFIGURATIONS (Contact Us For Additional Configurations)

ACCUMULATOR STANDARD

<i>Item Number</i>	<i>Ports</i>	<i>Dimensions</i>	<i>Total Volume</i>	<i>Max PSI</i>
RACT-820-NPT	1/2" MALE NPT	8.92" x 4.8" x 4.13"	27 Oz / 820 mL	125 PSI / 8.5 BAR
RACT-820-JG	3/8" JOHN GUEST	8.92" x 4.8" x 4.13"	27 Oz / 820 mL	125 PSI / 8.5 BAR

PUMP FILTERS

Part Number	Inlet Port	Outlet Port	Mesh Size
R-309T153	1/2" Hose Barb	3/8" MBSP	50
R-309T253	1/2" Hose Barb	1/2" MBSP	50
R-309TB53	1/2" Hose Barb	3/4" Male Quick Attach	50
10546	1/2" MNPT	1/2" FNPT Inline Filter/Strainer	50
SS10834	50 Mesh	3/8" Tube	50
SS10422T	50 Mesh	1/2" FNPT	50
LS5512B	1/2" Hose Barb	1/2" Hose Barb	50
LS3338T	3/8" FNPT	3/8" FNPT	50
LS3338MT	3/8" MNPT	3/8" MNPT	50
LS3338B	3/8" Hose Barb	3/8" Hose Barb	50
25-181	3/4" Male Quick Attach	3/4" Male Quick Attach	50
MF-34F34M	3/4" Male Quick Attach	3/4" Male Quick Attach	50



R-309T153



R-309T253



R-309TB53



10546



SS10834



SS10422T



LS5512B



LS3338T



LS3338MT



LS3338B



25-181



MF-34F34M

PUMP FITTINGS *(Contact us for additional configurations)*

Part Number	Fitting Size	Fitting Type	Material
FQ5S-38	3/4" Quick Attach x 3/8" Hose Barb	Straight Fitting w/ O-Ring	Poly
FQ5S-12	3/4" Quick Attach x 1/2" Hose Barb	Straight Fitting w/ O-Ring	Poly
FQ5S-34	3/4" Quick Attach x 3/4" Hose Barb	Straight Fitting w/ O-Ring	Poly
FQ5E-38	3/4" Quick Attach x 3/8" Hose Barb	Elbow Fitting w/ O-Ring	Poly
FQ5S-12	3/4" Quick Attach x 1/2" Hose Barb	Elbow Fitting w/ O-Ring	Poly
FQ5E-34	3/4" Quick Attach x 3/4" Hose Barb	Elbow Fitting w/ O-Ring	Poly
QTS-556	3/4" Quick Attach x 1/2" MNPT	Straight Fitting w/ O-Ring	Poly
FQ5ME-12	3/4" Quick Attach x 1/2" MNPT	Elbow Fitting w/ O-Ring	Poly



FQ5S Series



FQ5E Series



QTS-556



FQ5ME-12

WIRE HARNESSES

Part Number	Description	Length
901-001	16 AWG wiring harness with on/off switch car adapter	116.00"
901-002	16 AWG wiring car adapter	11.00"
901-003	16 AWG wiring 30-Amp battery clips	15.00"
901-004	16 AWG wiring harness with on/off switch, two 30-Amp battery clips	98.00"
901-005	16 AWG wiring harness with on/off switch	92.00"
901-006	16 AWG wiring harness with on/off switch, lead wire 2-pin connector combo	30.00"
901-008	16 AWG wiring harness, lead wire 2-pin connector	72.00"
901-009	16 AWG wiring harness kit (Includes: 901-002, 901-003, and 901-005)	-
901-010	16 AWG wiring harness w/ 2-pin connector on both ends	90.00"
901-011	16 AWG wiring harness w/ 2-pin connector on both ends	180.00"
901-012	16 AWG wiring harness with on/off switch	210.00"
901-013	12 AWG with on/off switch, heavy duty battery clips	98.00"



901-001



901-002



901-003



901-004



901-005



901-006



901-008



901-009



901-010



901-011



901-012



901-013

SPRAY GUNS

Part Number	Description	Orifice	Length	Inlet Port
RESG-1830	Economy spot spray gun, filter in handle	#18	30"	3/8" Hose Barb
RDSG-1818	Deluxe pistol grip spray gun	#18	18"	3/8" Hose Barb



RESG-1830



RDSG-1818

PRESSURE SWITCHES (Contact us for additional configurations)

Part Number	Fitting Size
3300-PSW	3300 Series Pumps, Viton, 45 - 75 PSI
PSW-580R-60	5500 Series Pumps, Viton, 45 - 75 PSI
PSW-FB-60-R	Fatboy Series Pumps, Viton, 60 PSI
PSW-FB-80-R	Fatboy Series Pumps, Viton, 100 PSI
PSW-5100R-80	5500 Series Pumps, Viton, 80 - 150 PSI
3300-PSW-100	3300 Series Pumps, Viton, 80 - 150 PSI



LOWER HOUSING ASSEMBLY *(Contact us for additional configurations)*

Part Number	Fitting Size
LHA7860-7F77	3300 Series, 1.2 GPM, Demand/Bypass
LHA7863-7F77	3300 Series, 2.2 GPM, Demand/Bypass
LHA3202-1X77	3200 Series, 3.5 GPM, Demand/Bypass
LHA3203-1X77	3200 Series, 4.0 - 4.5 GPM, Demand/Bypass
LHA5510-1E77	5500 Series, 3.2 GPM, Demand/Bypass
LHA5512-1E77	5500 Series, 4.0 GPM, Demand/Bypass
LHA5513-1E77	5500 Series, 5.3 GPM, Demand/Bypass



UPPER HOUSING ASSEMBLY *(Contact us for additional configurations)*

Part Number	Fitting Size
UHA7880-7F77	3300 Series, No Switch, 2-pin connector, Demand
UHA7880-8F77	3300 Series, No Switch, 2-pin connector, Bypass
UHA7803-7F77	3300 Series, No Switch, 2-pin connector, Demand
UHA7803-8F77	3300 Series, No Switch, 2-pin connector, Bypass
UHA3203-1X77	3200 Series, No Switch, 2-pin connector, High Performance, Demand
UHA3203-2X77	3200 Series No Switch, 2-pin connector, High Performance, Bypass
UHA5513-1X77	5500 Series, No Switch, 2-pin connector, Demand
UHA5513-2X77	5500 Series, No Switch, 2-pin connector, Bypass
UHA5503-1X77	5500 Series, No Switch, 2-pin connector, Demand
UHA5503-2X77	5500 Series, No Switch, 2-pin connector, Bypass



VALVE HOUSING ASSEMBLY *(Contact us for additional configurations)*

Part Number	Fitting Size
VHA7863-7F77	3300 Series Pumps, Viton
VHA3203-R	3200 Series Pumps, Viton
VHA5513-1E77	5500 Series Pumps, Viton



MOTORS *(Contact us for additional configurations)*

Part Number	Fitting Size
M382-S	3300 No Switch, 2-pin connector, Demand
M382B-S	3300 No Switch, 2-pin connector, Bypass
M582-S	5500 No Switch, 2-pin connector, Demand
M582B-S	5500 No Switch, 2-pin connector, Bypass
M70-563-JDS-D	5500 No Switch, 2-pin connector, High Performance, Demand
M70-563-JDS	5500 No Switch, 2-pin connector, High Performance, Bypass
70-594-00-D	Fatboy, No Switch, 2-pin connector, Demand
70-594-00	Fatboy, No Switch, 2-pin connector, Bypass



COMPLETE THREADED PUMP HEAD ASSEMBLY *(Contact us for additional configurations)*

Part Number	Description
7880-7F77	3300 Series, 1.2 GPM w/ Pressure Switch - 3/8"
7880-8F77	3300 Series, 1.2 GPM w/ Bypass - 3/8"
7883-7F77	3300 Series, 2.2 GPM w/ Pressure Switch - 3/8"
7883-8F77	3300 Series, 2.2 GPM w/ Bypass - 3/8"
5510-1X77	5500 Series, 3.2 GPM w Pressure Switch - 1/2"
5510-2X77	5500 Series, 3.2 GPM w Bypass - 1/2"
5512-1X77	5500 Series, 4.0 GPM w/ Pressure Switch - 1/2"
5512-2X77	5500 Series, 4.0 GPM w/ Bypass - 1/2"
5513-1X77	5500 Series, 5.3 GPM w/ Pressure Switch - 1/2"
5513-2X77	5500 Series, 5.3 GPM w/ Bypass - 1/2"
PH-5538E-D	Fatboy Series, 7.0 GPM w/ Pressure Switch - 1/2", 60 PSI
PH-5538E-B	Fatboy Series, 7.0 GPM w/ Bypass - 1/2", 60 PSI
PH-5538I-D	Fatboy Series, 7.0 GPM w/ Pressure Switch - 1/2", 100 PSI
PH-5538I-B	Fatboy Series, 7.0 GPM w/ Bypass - 1/2", 100 PSI
PHA-SMOOTHFLO	SmoothFlo Series, 2.2 GPM - 3/8"
5912-5X77	SmoothFlo Series, 4.0 GPM - 1/2"
5913-5X77	SmoothFlo Series, 5.3 GPM - 1/2"



COMPLETE QUICK ATTACH PUMP HEAD ASSEMBLY *(Contact us for additional configurations)*

Part Number	Description
7803-7F77	3300 Series, 2.2 GPM w/ Pressure Switch - 3/4"
7803-8F77	3300 Series, 2.2 GPM w/ Bypass - 3/4"
3202-1F77	3200 Series, 3.5 GPM w/ Pressure Switch - 3/4"
3202-2F77	3200 Series, 3.5 GPM w/ Pressure Switch - 3/4"
3203-1F77	3200 Series, 4.0-4.5 GPM w/ Pressure Switch - 3/4"
3203-2F77	3200 Series, 4.0-4.5 GPM w/ Bypass - 3/4"
5500-1X77	5500 Series, 3.2 GPM w/ Pressure Switch - 3/4"
5500-2X77	5500 Series, 3.2 GPM w/ Bypass - 3/4"
5502-1X77	5500 Series, 4.0 GPM w/ Pressure Switch - 3/4"
5502-2X77	5500 Series, 4.0 GPM w/ Bypass - 3/4"
5503-1X77	5500 Series, 5.3 GPM w/ Pressure Switch - 3/4"
5503-2X77	5500 Series, 5.3 GPM w/ Bypass - 3/4"
PH-5518E-D	Fatboy Series, 7.0 GPM w/ Pressure Switch - 3/4", 60 PSI
PH-5518E-B	Fatboy Series, 7.0 GPM w/ Bypass - 3/4", 60 PSI
PH-5518I-D	Fatboy Series, 7.0 GPM w/ Pressure Switch - 3/4", 100 PSI
PH-5518I-B	Fatboy Series, 7.0 GPM w/ Bypass - 3/4", 100 PSI
3903-5X77	SmoothFlo Series, 2.2 GPM
5902-5X77	SmoothFlo Series, 4.0 GPM
5903-5X77	SmoothFlo Series, 5.3 GPM



STANDARD WARRANTY

REMCO™ warrants its products to be free from defects in material and workmanship on all products sold by REMCO™ for resale or for use in purchasers' own business or original equipment manufacturer. Under normal use, maintenance and service (rental use excluded) the following terms apply:

For all REMCO™ products, the warranty will last for a period of one (1) year from date of manufacture, or one (1) year use with proof of purchase, with the exception of the Aquajet® pumps, which is two (2) years. REMCO's™ obligation under this warranty shall be limited to replacing or repairing, at REMCO's™ discretion, any such product or part which must be returned to the REMCO™ factory with a Return Material Authorization number (RMA), transportation charges approved by REMCO™ or prepaid, and which, upon examination, is found to REMCO's™ satisfaction to have been defective under the terms of this warranty. No credit will be allowed against future purchases for items returned as defective under the terms of REMCO's™ warranty. REMCO™ warrants all pump series to be free from material and workmanship defects (under normal use and service) for a period of one (1) year from the date of manufacture, or one (1) year use with proof of purchase, with the exception of the Aquajet® pumps, which is two (2) years. This warranty does not extend to any products which have been altered or modified outside the REMCO™ factory; to any products that have not been properly maintained; nor to units that are returned in an unassembled condition. Furthermore, the warranty does not extend to pumps that are non-compliant with REMCO™ Engineering Standards. This includes, but is not limited to, pumps ordered without an integral pressure control mechanism. The warranty guarantees that products will perform to REMCO™ flow and pressure specifications throughout the life of the warranty. The warranty does not cover wear, appearance, misuse, abuse, misapplication or external water damage. If the returned product is found not to be defective under the conditions of this warranty, a charge will be made for repair or replacement.

Brush wear may be limited to 1000 hours or less.

This is a Limited Warranty. It covers the product only and the extent of the coverage is limited to the cost of the product. As the manufacturer has no control over shipping, handling and installation, the warranty cannot cover water damage, or any other damage, caused by a leak or other malfunction.

THIS WARRANTY IS IN LIEU OF ALL WARRANTIES, EXPRESSED OR IMPLIED, INCLUDING IMPLIED WARRANTIES OR WARRANTIES OF MERCHANTABILITY AND/OR FITNESS FOR A PARTICULAR PURPOSE. NO PERSON IS AUTHORIZED TO GIVE ANY OTHER WARRANTY OR ASSUME OBLIGATION OR LIABILITY ON REMCO'S™ BEHALF. REMCO™ SHALL NOT BE LIABLE FOR ANY INDIRECT, INCIDENTAL, PUNITIVE OR CONSEQUENTIAL DAMAGES OF ANY KIND INCURRED BY THE REASON OF THE USE OR SALE OF ANY DEFECTIVE PRODUCT AND PART. THIS WARRANTY SHALL BE GOVERNED BY THE LAWS OF THE STATE OF MINNESOTA, WITH ANY DISPUTE OR CLAIM VENUED OR HEARD IN THE STATE OF MINNESOTA.

CONTACT US

ADDRESS: 10425 WILDLIFE LOOP SE, OSAKIS, MN 56360

PHONE: 763-253-4740 or 1-800-228-2481

FAX: 763 - 253 - 4741

EMAIL: SALES@REMCOINDUSTRIES.COM

